



High-Impact Tutoring: Best Practices and Guidebook

2024-2025



Table of Contents

<u>1. Introduction</u>	<u>7</u>
<u>Purpose of the Guidebook</u>	<u>7</u>
<u>Guidebook Target Audience</u>	<u>7</u>
<u>Definition of High-Impact Tutoring</u>	<u>7</u>
<u>Why HIT?</u>	<u>8</u>
<u>Goals and Objectives of High-Impact Tutoring</u>	<u>9</u>
<u>Florida's Role in Accelerating Student Outcomes</u>	<u>9</u>
<u>High-Impact Tutoring Theory of Action</u>	<u>10</u>
<u>Summary</u>	<u>11</u>
<u>2. Needs Assessment</u>	<u>12</u>
<u>Identifying Student Needs</u>	<u>12</u>
<u>Academic Performance Data Analysis</u>	<u>12</u>
<u>Setting Goals and Objectives</u>	<u>12</u>
<u>Summary</u>	<u>13</u>
<u>3. Effective Tutoring</u>	<u>14</u>
<u>Basic Tutor Guidelines</u>	<u>14</u>
<u>Qualities of Effective Tutors</u>	<u>14</u>
<u>Recruitment of Tutors</u>	<u>15</u>
<u>Qualifications and Requirements</u>	<u>15</u>
<u>Training Programs</u>	<u>16</u>
<u>Orientation</u>	<u>16</u>
<u>Summary</u>	<u>17</u>
<u>4. Program Design</u>	<u>18</u>
<u>Tutoring Models</u>	<u>18</u>
<u>Tutoring Content</u>	<u>18</u>
<u>Tutoring Structure</u>	<u>18</u>
<u>Conducting Successful Sessions</u>	<u>19</u>
<u>Summary</u>	<u>20</u>
<u>5. Tutoring Rights and Responsibilities</u>	<u>21</u>
<u>Ethical and Legal Considerations</u>	<u>21</u>
<u>Family Educational Rights and Privacy Act (FERPA)</u>	<u>21</u>
<u>Title IX and/or Sexual Harassment</u>	<u>21</u>
<u>State of Florida Professional Ethics</u>	<u>21</u>
<u>Tutoring Field Code of Ethics</u>	<u>22</u>
<u>Tutor Rights and Responsibilities</u>	<u>23</u>

Student Rights	23
Key Tutoring "Do's" and "Don'ts"	23
Summary	25
6. Effective Communication for Tutors	26
Core Communication Skills	26
Strategies for Effective Communication	26
Scaffolding and Feedback Techniques	27
Collaboration with Teachers	27
Session Management	27
Encouraging and Providing Feedback	27
Constructive Criticism	28
Promoting Self-Evaluation	28
Summary	28
7. Implementation – Session Management	29
Scheduling and Logistics	29
Master Schedule Guidance	29
Summary	30
8. Approaches to Learning	31
Teaching and Learning	31
Learning Theories and Their Application	31
Instructional Strategies and Learning Routines	31
Active vs. Passive Learning	31
Technology Integration	32
Resources and Materials	32
Key Points for Tutors to Remember	32
Summary	33
9. Best Practices for Reading Tutoring	34
Reading Theories that Inform Tutoring Practices	34
Assessments	36
Monitoring and Adjustment	37
Using Assessment Data to Guide Decision-Making	37
Tutoring and Multi-Tiered System of Supports (MTSS)	38
Personalized Learning Plans	39
Tutoring and Principles of Effective Literacy Instruction	40
Tutoring and Skill Domains in Reading	42

Engaging Parents in Literacy Development	49
Professional Learning on Effective Reading Instruction	49
Summary	50
10. Best Practices for Effective Mathematics Tutoring	51
Contextual Framework	51
Evidence-Based Strategies (Aligned with B.E.S.T. Standards)	51
Assessment and Data-Driven Instruction	52
Small Group Sizes	52
Adaptable Strategies	53
Building Strong, Professional Tutor-Student Relationships	54
Active Learning Techniques and Engaging Materials	54
Home Support Resources	56
Professional Learning	56
Summary	57
11. Exceptional Student Education (ESE) Tutoring Considerations and Strategies	58
Accommodations	59
Modifications	59
Instructional Strategies	60
Additional Resources for ESE Students	62
Summary	62
12. English Language Learners (ELL)	64
Considerations and Strategies for ELLs	64
Key Elements for ELL Success	64
Instructional Strategies to Support ELLs	64
Supporting ELLs Across the Curriculum	66
Strategies for ELL Success	69
Summary	70
13. Dyslexia, Dysgraphia and Dyscalculia	71
Dyslexia: Understanding the Challenge	71
Dysgraphia: Understanding the Challenge	73
Dyscalculia: Understanding the Challenge	75
Summary	78
14. Resources and Materials	79
Curriculum and Lesson Plans	79
Strategic Tutoring Planning	79
Subject-Specific Resources	79

Learning Routines and Instructional Strategies	79
Structured Routines	80
Engagement Strategies	80
Feedback and Reflection	81
Technological Integration	81
Technology Tools	81
Platforms for Online Tutoring	82
Tools for Tracking Progress and Communication	83
Summary	83
15. Assessment, Monitoring, and Evaluation	84
Why Evaluate?	84
Defining Success Metrics	84
Data Collection and Analysis	84
Assessment Tools	85
Attendance and Engagement	86
Feedback Mechanisms	86
Progress Monitoring	87
Evaluation and Continuous Program Improvement	87
Promoting a Culture of Continuous Improvement	88
Summary	88
16. Community and Stakeholder Engagement	89
Communication Strategies	89
Parent and Community Involvement	90
Communication Strategies	91
Collaborating with Local Organizations and Businesses	93
Summary	94
17. Sustainability and Scalability	95
Budgeting	95
Budget Management	95
Scaling Best Practices	96
Expanding Successful Models	97
Strategies for Continued Success	97
Summary	98
18. School and District Safety and Security	99
Need to Knows	99

Compliance and Enforcement	100
Summary	100
19. Toolkit and Resources	101
Basics	101
Program Design	101
Tutors	101
Instruction	102
Learning Integration	103
Data Use	103
Implementation	104
Scheduling Support	104
20. Glossary of Common Tutoring Language	104
References	111
1. Introduction	111
2. Needs Assessment	113
3. Effective Tutoring	115
4. Program Design	116
5. Tutoring Rights and Responsibilities	118
6. Effective Communication for Tutors	118
7. Implementation - Session Management	120
8. Approaches to Learning	120
9. Best Practices for Reading Tutoring	122
10. Best Practices for Effective Mathematics Tutoring	126
11. Best Practices for Effective Mathematics Tutoring	128
12. English Language Learners (ELL)	129
13. Dyslexia, Dysgraphia and Dyscalculia	130
14. Resources and Materials	131
15. Assessment, Monitoring and Evaluation	132
16. Community and Stakeholder Engagement	133
17. Sustainability and Scalability	134

1. Introduction

Purpose of the Guidebook

This guidebook of best practices provides a comprehensive framework for designing, implementing, and sustaining high-impact tutoring programs aligned with best practices and Florida-specific educational standards. It aims to support educators, administrators, and tutors in bridging educational gaps and improving student outcomes.

Florida Tutoring Advantage is being developed as the statewide tutoring initiative to enhance student achievement through high-impact tutoring services. It focuses on providing evidence-based tutoring to students, prioritizing those who are most at risk of falling behind academically.

This guide aligns with Florida Statutes (F.S.) that impact tutoring programs, such as [F.S. 1008.366](#) (New Worlds Tutoring Program). It highlights how these statutory requirements shape program implementation and ensure compliance with state educational goals, including those set forth by [F.S. 1008.25 \(5\)\(a\)](#), the Just Read, Florida! Office's guidelines for the Science of Reading (SoR) and [F.S. 1008.25 \(6\)\(a\)](#), and the [B.E.S.T. Standards for mathematics](#).

Guidebook Target Audience

District and school administrators play a crucial role in the implementation and oversight of high-impact tutoring programs. This guidebook provides the necessary tools and strategies to develop, manage, and sustain effective tutoring initiatives within schools.

Teachers and staff are integral to the success of high-impact tutoring programs. This guidebook offers insights into collaborating with tutors, integrating tutoring into the broader educational framework, and supporting students' learning journeys.

Community stakeholders, including parents, local organizations, and volunteers, are potential partners in high-impact tutoring programs. This guidebook highlights how contributions to and support of these initiatives can foster a community-wide commitment to student success.

Definition of High-Impact Tutoring

High-impact tutoring (HIT) refers to personalized, consistent, and intensive instructional support tailored to individual student learning needs. This approach has been proven to accelerate student achievement through frequent, small-group or one-on-one sessions aligned with classroom instruction. Key elements of high-impact tutoring include:

- Appropriate group sizes for tutoring sessions (Grades K-1 1:1 preferred; Grades 2-5 4:1 or less preferred).
- Frequent sessions (minimum of 3 times per week for 30–60 minutes each; for at least one semester, preferably an entire school year) with three or fewer students per session.

- Conducted by well-trained, engaging, and consistent tutors.
- Utilizes high-quality, standards-aligned instructional materials.
- Scheduled during the school day and includes collaboration with classroom teachers.
- Employs data-driven practices to guide instruction and continuous improvement.
- Emphasizes student-tutor relationship building to improve attendance outcomes.

HIT is targeted to the specific student's academic needs and customized to meet each student's unique learning style. Tutors use evidence-based curricula to design personally meaningful sessions, enhancing the relevance and effectiveness of learning. Tutors provide focused and consistent sessions, whether one-on-one or in small groups, ensuring students receive dedicated attention and thorough exploration of the subject matter. It is markedly different from traditional methods of tutoring, with key differences outlined below:

High-Impact Tutoring IS	High-Impact Tutoring IS NOT
<ul style="list-style-type: none">● With a consistent tutor● Relationship-focused● Focused on acceleration● Regularly scheduled a minimum of three times per week● Accessible to all eligible students● Data-informed for instruction	<ul style="list-style-type: none">● With a different tutor each time● Question-resolution focused● Focused on remediation● Scheduled as needed● Homework help● Reliant on family members for transportation or payment

Why HIT?

The benefits of High-Impact Tutoring include:

- Bridges educational gaps by providing targeted, individualized support.
- Enhances academic performance and builds student confidence.
- Fosters a supportive learning environment that encourages growth and development.
- Evidence of improving student attendance.

High-impact tutoring uses scaffolding techniques to support the learning process, through which concepts are broken down into manageable steps, with support gradually decreasing as the student builds confidence and mastery. New research from Stanford University indicates that HIT offers

emotional support alongside academic guidance, helping students develop resilience and life skills. Constructive feedback and positive reinforcement are fundamental to high-impact tutoring, providing students with information on their progress and fostering a growth mindset. The continuous assessment of a student's progress, strengths, and areas for improvement offers an element of adaptability that serves to help students with long-term development. This comprehensive approach ensures that high-impact tutoring is not just extra time but a personalized learning experience.

Research consistently shows that high-impact tutoring is exceptionally effective for accelerating student learning. Notably, it has demonstrated greater effectiveness than other tested interventions across various grades and content areas. For example, Hattie's (2008) synthesis of over 800 meta-analyses on student achievement highlights the following:

- 1:1 tutoring has been shown to have an effect size of .37
- Spaced practice has been shown to have an effect size of .60
- Intelligent tutoring systems have been shown to have an effect size of .48
- Peer tutoring has been shown to have an effect size of .55

These findings underscore the value of incorporating high-impact tutoring with other educational strategies, especially for students from disadvantaged backgrounds. Research indicates that students who receive consistent, individualized tutoring show marked improvements in academic performance. Washington, D.C.'s High-Impact Tutoring Initiative is a strong example, demonstrating promising results through impact data. For additional information about this program's use of HIT, as we've described it, please visit the [High-Impact Tutoring \(HIT\) Initiative | OSSE](#).

Goals and Objectives of High-Impact Tutoring

The primary goals of high-impact tutoring programs are to improve student academic outcomes, increase engagement, and build confidence.

Objectives include providing individualized instruction, fostering a supportive learning environment, and utilizing data-driven strategies to monitor and enhance student progress.

Florida's Role in Accelerating Student Outcomes

There are many challenges preventing schools and districts from successfully implementing high-impact tutoring at scale, and prior playbooks and guides have focused on steps that districts can take to implement tutoring programs locally. However, by establishing a vision and setting up the systems and processes outlined in this guidebook, Florida is paving the way for districts and schools to implement high-impact tutoring programs and accelerate student learning outcomes within the context of state and local policies, procedures, and legislative requirements.

To address stubbornly persistent gaps in student achievement, the Florida Legislature recognized the need for the development of a statewide tutoring initiative. [HB 1361](#) received the support of both the House and Senate during the 2024 sessions and was unanimously approved and signed into law in May of 2024. The bill created a comprehensive tutoring program, the Florida Tutoring Advantage (FTA), that includes funding for in-person and virtual tutoring and an AI tutoring pilot. The legislation also prescribes support to districts through written guidelines, technical assistance, and professional development with required progress and outcomes reporting.

Florida Tutoring Advantage is outlined in [F.S. 1008.366](#) and [F.S. 1002.321](#) to be administered by the University of Florida Lastinger Center for Learning. Program resources for districts, professional learning for district staff and tutors, and limited funding for tutoring pilots will become available throughout the 2024-25 school year.

As part of these efforts, Florida Tutoring Advantage encourages districts to take critical steps to ensure the success of the program, such as:

- Follow the structures necessary for high-impact tutoring to thrive at scale for students in need;
- Utilize [Outcomes Based Contracts](#) (OBCs) in the procurement process with tutoring providers to ensure funds are directly tied to student outcomes;
- Ensure high-fidelity implementation (e.g., target dosage, leveraging strategies for student engagement) through effective guidance, data reporting and accountability requirements;
- Vet high-impact tutoring providers to ensure tutoring services in the state are aligned with the definition of evidence-based high-impact tutoring; and
- Study the design, implementation, and impact of tutoring programs and providers through rigorous research and evaluation.

We all have a moral imperative and opportunity to provide the guidance and support necessary to incorporate high-impact tutoring programs into the school day to address persistent learning gaps. Completed in collaboration with the National Student Support Accelerator (NSSA), [Best Practices for State-Level Education Organization to Support District High-Impact Tutoring Efforts](#) provides guidance on components to be included in a statewide tutoring initiative, including a literature/research review to establish baseline effective tutoring characteristics, outline criteria and metrics for determining student success, and recommend a 3-year strategy for implementing high-impact tutoring best practices.

High-Impact Tutoring Theory of Action

If tutoring is aligned with rigorous, evidence-based resources, state standards, and individual student learning needs; and

If tutors receive comprehensive training focused on both pedagogical skills and content area knowledge to maintain high-quality instruction; and

If small-group or 1:1 tutoring structures are followed that emphasize student-centered, relational teaching to increase engagement and learning outcomes; and

If student participation is monitored through tailored intervention strategies that address attendance and engagement challenges; and

If a robust data system for tracking student progress and evaluating tutoring effectiveness is used, making adjustments based on real-time insights,

Then, students will receive personalized support that directly addresses their academic gaps from trained tutors who deliver consistent, high-quality instruction aligned with best practices and curricula, therefore increasing proficiency, engagement, and overall achievement.

Summary

High-impact tutoring is an effective approach for addressing educational disparities and accelerating student achievement. Research consistently demonstrates HIT has positive outcomes on learning, particularly in mathematics and reading (Kostecki & Bers, 2008). The most successful tutoring programs integrate evidence-based practices like personalized instruction, frequent sessions, and data-driven approaches (Robinson & Loeb, 2021; Groom-Thomas & Loeb, 2022). Key elements for success include strategic partnerships between schools and tutoring providers, as well as fostering strong student-tutor relationships (Groom-Thomas & Loeb, 2022).

2. Needs Assessment

Identifying Student Needs

Data-driven decision-making includes using assessment data to inform instructional strategies and interventions. The State of Florida, in [F.S.1008.25](#), outlines the requirements for identifying students with substantial deficiencies in reading and mathematics. Florida's progress monitoring data systems should be used in the needs assessment process.

By analyzing student performance data, tutors can tailor their approach to address specific learning gaps and track progress over time, ensuring each student receives the targeted assistance they need to succeed. Accurate assessment of student needs is critical for the success of high-impact tutoring programs. Tools such as standardized tests, diagnostic assessments, and formative evaluations are essential for identifying areas where students require additional support. Educators can also combine quantitative data (e.g., test scores and attendance) with qualitative data (e.g., surveys and focus groups) to gain a holistic understanding of student challenges.

Academic Performance Data Analysis

Data collection and evaluation will be necessary to determine whether students are making academic progress. In addition to daily observations of student learning, formalized structures for reviewing performance will need to be scheduled. The following sources may be used for data collection:

- **State Assessments:** Utilize standardized test scores to identify broad trends in student performance. These assessments provide a macro view of student achievement, helping to identify which schools or districts are most in need of tutoring interventions. By analyzing this data, schools can pinpoint specific subjects or grade levels that require additional support.
- **Local Assessments:** Review unit and curriculum-based tests to pinpoint specific areas of need. These assessments provide more granular insights into student performance, allowing educators to identify particular skills or knowledge gaps. This targeted approach ensures that tutoring sessions address the most pressing academic challenges.

Setting Goals and Objectives

Setting clear and well-defined goals and objectives is crucial for the success of any tutoring program. By implementing a structured approach, programs can ensure that all efforts are aligned toward achieving meaningful and measurable outcomes.

- **SMART Goals:** Set Specific, Measurable, Achievable, Relevant, and Time-bound goals, and include the desired impact for an additional data point for the tutoring program. These goals provide clear direction and benchmarks for success, ensuring that all stakeholders have a shared understanding of what the program aims to achieve.

- Outcome Metrics: Define clear outcome metrics such as improvements in test scores, grades, and student confidence. These metrics provide tangible measures of progress, helping to demonstrate the effectiveness of the tutoring program to stakeholders.
- Stakeholder Alignment: Ensure that goals are aligned with the broader educational objectives of the district. This alignment helps secure buy-in from all stakeholders and integrate the tutoring program into the overall educational strategy.

Summary

Research shows that high-impact tutoring can significantly improve learning outcomes, particularly for addressing COVID-related learning loss and supporting disadvantaged students (Robinson & Loeb, 2021). Effective implementation requires a systematic approach to identifying student needs, often using standardized tests and local assessments to determine which students need Tier 2 or Tier 3 support (Lane et al., 2014). Needs assessments guide program design and resource allocation (Watkins et al., 2012).

3. Effective Tutoring

Basic Tutor Guidelines

Tutors must be equipped with the knowledge and skills to provide effective academic support to students. Educational leaders should provide adequate training to tutors that addresses all aspects of their tutoring responsibilities, including how to use the materials, deliver explicit instruction, engage students in tasks, provide effective feedback, and manage student behavior. Additionally, tutors must know how to administer and chart progress-monitoring assessments. Avoid a “one stop-shop” model of isolated training where tutors are expected to deliver new instructional practices after only a couple of hours of training. These methods may lead to an increase in tutor knowledge but typically do not result in improved student outcomes. Instead, combine an initial workshop-style training with follow-up sessions over time to encourage deep understanding. The initial workshop should include high-quality instructional practices like background on why tutoring is needed, an in-depth explanation of the tutoring lessons, expert models of the practices, practice delivering the lessons with peers, and a careful explanation of procedures that will support tutoring (e.g., behavior management).

Qualities of Effective Tutors

The foundation of any successful tutoring program lies in the quality of its tutors. High-impact tutors are not just subject matter experts; they are skilled communicators, empathetic guides, and creative problem-solvers who understand the diverse needs of their students.

Subject Matter Expertise

Tutors should have a deep knowledge of the subject they teach. Successful tutors have a strong understanding of the subject matter and can consider different approaches to teaching it. They use diverse strategies to help students grasp concepts and ensure effective learning.

Communication and Interpersonal Skills

Effective tutors build rapport and communicate clearly. They get to know their students and show genuine interest in their progress while maintaining professionalism and avoiding becoming overly involved. Guidelines for rapport building include:

- **Nonverbal Communication:** Positive actions include smiling, offering a handshake, speaking in a friendly tone, and making eye contact. Negative actions include staring, letting attention wander, and inappropriate physical contact.
- **Non-Threatening Questions:** Ask questions like, “How are you today?” or “What is your favorite subject in school?” Avoid personal or potentially intrusive questions like, “Who do you live with at home?” or “Where were you born?”

By prioritizing these qualities and approaches in tutor selection and development, tutoring programs can create a nurturing, effective learning environment that supports students' academic and personal growth.

Recruitment of Tutors

The real challenge lies in finding the right tutors in a very tight job market. It may be necessary to widen the search by utilizing various platforms and networks to attract a diverse pool of candidates, ensuring a rich mix of backgrounds and teaching styles. Other alternative recruiting strategies include tapping in-house talent. Existing teachers can offer consistency and familiarity, although balancing additional tutoring responsibilities can be challenging. Volunteers are another pool of potential tutors. Parents, retirees, and community members can provide supportive, personalized tutoring, especially with adequate training and resources. Lastly, partnering with providers that specialize in tutoring can streamline the process, ensuring tutors are thoroughly vetted and trained, ready to integrate seamlessly into your educational setting.

Effective recruitment strategies for attracting tutors include:

- **Targeted Outreach:** Reach out to local universities, teaching programs, and education departments to attract qualified college students and graduates looking for tutoring experience.
- **Incentives and Competitive Compensation:** Offer competitive pay rates, and other incentives like flexible schedules or professional development opportunities to attract skilled tutors, including certified teachers.
- **Leveraging Online Platforms:** Utilize online job boards, social media, and specialized tutoring platforms to advertise tutoring opportunities widely and attract a diverse pool of candidates.
- **Community Engagement:** Partner with local organizations, schools, and community centers to recruit volunteers or retired educators interested in tutoring.
- **Referral Programs:** Implement referral programs where current tutors and staff can recommend potential candidates, often with a reward or incentive for successful hires.

Once prospective candidates have been identified, a rigorous screening process should be implemented. Evaluate applications with an eye for both qualifications and potential, shortlisting candidates who align with the program's values and objectives. Once this step is completed, follow-up with in-depth interviews can proceed. Use interviews to delve into candidates' teaching philosophies, problem-solving abilities, and adaptability, ensuring they can connect with students from various backgrounds. An emphasis on consistent attendance to work will be important due to the requirement of consistency in high-impact tutoring. Calling references should be included in the hiring process.

Qualifications and Requirements

When selecting candidates for a tutoring program, it is essential to consider their educational background and ensure they possess the necessary subject matter knowledge and pedagogical skills. Prior teaching or tutoring experience is highly desirable, as experienced tutors are often more

adept at effectively managing sessions and engaging students. Strong communication, patience, and adaptability are crucial soft skills that contribute to a positive and productive learning environment. Candidates should also show interest in future development of tutoring skills through program professional learning.

Training Programs

When designing training programs for tutors, it is essential to focus on both the content and structure to ensure effectiveness. Research highlights several key components that can be translated into minimum standards for tutor training. Initial training should consist of at least 20-30 hours before tutors begin working with students, followed by a minimum of 10-15 hours of professional development. This comprehensive approach ensures tutors are well-equipped to support student learning.

Effective tutor training should cover several critical areas. Subject matter expertise ensures tutors thoroughly understand the content they will teach. Pedagogical skills, including effective teaching strategies and instructional methods, are crucial for delivering content effectively. Behavioral management techniques help maintain a productive and respectful learning environment, while assessment skills enable tutors to evaluate student progress and adjust instruction accordingly. Effective use of technology enhances student engagement through digital tools to adapt to diverse learning strategies. Training formats should include workshops, online modules, in-person training, and peer learning opportunities to provide tutors with a diverse and flexible learning experience.

Research indicates that well-trained tutors significantly improve student outcomes. Training programs that include both subject-specific content and instructional strategies tend to yield better results (Elbaum et al., 2000; Baker et al., 2011). Continuous professional development and support mechanisms further enhance tutor effectiveness. Additionally, tutors trained in behavior management are more capable of creating conducive learning environments, positively impacting student learning (Brophy, 1985). Districts should develop comprehensive training programs covering all essential areas, implement continuous professional development, utilize diverse training formats, and regularly assess the impact of training programs to ensure high-quality support for students. Attendance to required training programs should be a contingency of ongoing employment, which should be communicated to tutors upon hire.

Orientation

Orientation should provide an overview of the tutoring program, its goals, and expectations to ensure tutors understand the framework within which they will operate. Subject-specific training is crucial, offering a deep dive into the content tutors will teach to ensure they possess a robust understanding of the subject matter. Instructional strategies training should cover various teaching methods, including differentiated instruction, scaffolding, and formative assessment techniques, to equip tutors with diverse tools for effective teaching. Additionally, behavior management training should be included to teach techniques for managing student behavior and maintaining a positive and productive learning environment.

Before starting, tutors should understand key administrative policies to ensure compliance and professionalism. This includes being familiar with attendance and scheduling policies, procedures for handling missed sessions, and protocols for rescheduling. Tutors must also understand confidentiality and privacy guidelines, such as securely handling student information in compliance with privacy laws like FERPA. Additionally, tutors should be aware of communication protocols for interacting with students, parents, and staff and be willing to adhere to their institution's code of conduct and expectations for professional behavior, including maintaining a safe and inclusive learning environment.

Best practices for record-keeping and reporting involve maintaining accurate and detailed records of each tutoring session, including dates, topics covered, and student progress. To keep all stakeholders informed, tutors should adhere to scheduled reporting deadlines for submitting progress reports, attendance records, and any necessary incident reports. Proficiency in using digital tools and platforms for record-keeping is essential, ensuring that data is entered accurately and reports are generated as needed. Consistency and clarity in documentation are also crucial to avoid misunderstandings and to ensure that records are accessible and understandable to other educators and administrators.

Summary

Effective tutoring programs share common elements that contribute to student success: structured, consistent sessions, one-on-one or small-group instruction, supervision by experienced educators, and the use of diagnostic, assessment-based approaches. Key instructional strategies include scaffolding, modeling, and direct instruction, particularly in reading. Successful tutoring programs require a strong hiring/screening process and a well-planned training curriculum. Excellent tutoring programs require strategic relationships between schools, support from leadership, and alignment with curriculum and schedules. These factors help create positive tutor-student relationships that drive long-term academic achievement.

4. Program Design

Tutoring Models

To maximize the benefits of a high-impact tutoring program, consider how it will fit into the current context of a school or district setting. Be intentional about creating plans to integrate tutoring into available instructional time and following widely accepted instructional strategies.

- **Integration with Regular Instruction:** Ensure tutoring sessions complement and reinforce classroom instruction, providing a cohesive learning experience.
- **Incorporating Diverse Learning Approaches:** Tutors should vary instructional strategies (visual, auditory, kinesthetic). Integrating Bloom's Taxonomy can help in designing activities that promote higher-order thinking, from understanding to creating.

Tutoring Content

Aligning tutoring content with state learning standards is non-negotiable. It guarantees that tutoring efforts complement what's being taught in classrooms, providing students with a consistent and cohesive learning experience. This strategic alignment helps students meet key academic benchmarks, ensuring the tutoring program is an extension of their classroom learning.

Florida Statute [1008.366](#) emphasizes the importance of selecting programs that align with [Florida's B.E.S.T. Standards](#) and other state guidelines, such as the components of the Science of Reading and [B.E.S.T. Standards for Mathematics](#). In addition, successful tutoring programs also incorporate district-specific curricula and include considerations for curricular alignment to minimize confusion for students.

Tutoring Structure

There is an ever-growing body of research that can be used to guide the development of result-focused tutoring programs. This guidebook will reiterate the concepts found in research because, by following these recommendations as closely as possible, the predictability of success increases exponentially.

Session Frequency and Duration

The frequency and duration of tutoring sessions are critical factors in the effectiveness of high-impact tutoring programs. Research suggests consistent, frequent sessions (e.g., 3-4 times per week) are more effective than sporadic or infrequent sessions. This frequency allows for consistent reinforcement of concepts and spaced retrieval of ideas, aiding in retention and understanding. The duration of each session should be long enough to cover the necessary material without overwhelming the student, typically ranging from 30 to 60 minutes. Programs should consider the specific needs of their students when determining the optimal frequency and duration of sessions. For example, younger students may benefit from shorter, more frequent sessions, while older students may be able to handle longer sessions with less frequency.

Group Size

High-impact tutoring programs can be structured in various ways, with the most common formats being one-on-one and small-group tutoring. Small group sizes (1:1 or no greater than 1:4) facilitate a more tailored instructional approach, enabling tutors to address individual student needs more effectively.

Tutoring Delivery Models

Options may include in-person, virtual, or hybrid tutoring models. Different models can accommodate varying student preferences and logistical constraints, ensuring all students can participate. Consider virtual tutoring for its flexibility and broader tutor selection, or opt for in-house tutoring to maintain a traditional and structured learning environment. There are also pros and cons to both synchronous and asynchronous models. While asynchronous learning brings a great deal of flexibility, synchronous learning offers immediate interaction and feedback, fostering a dynamic and engaging learning experience. It provides a predictable schedule that is beneficial for students who need routine and direct support.

Integration with Regular Instruction

Schedule tutoring sessions during the school day and ensure they complement and reinforce regular classroom instruction. This integration helps create a cohesive learning experience where tutoring directly supports classroom goals.

Conducting Successful Sessions

To conduct a successful tutoring session, several key strategies can enhance the learning experience and improve student outcomes:

- **Prepare and Plan Ahead:** Before the session, review the material to be covered. Then, plan the lesson structure, including objectives, key concepts, and activities.
- **Build Rapport and Create a Positive Learning Environment:** Start the session by establishing a friendly and supportive atmosphere. Take a few minutes to check in with the student and build rapport, which can help reduce anxiety and increase engagement.
- **Use Active Learning Techniques:** Incorporate “active learning strategies” to keep the student engaged and facilitate deeper understanding.
- **Scaffold Student Learning:** Provide students with varying levels of support and reduce tutor support levels as students gain confidence and autonomy.
- **Provide Clear, Constructive Feedback:** Offer immediate and specific feedback on the student’s performance, focusing on both strengths and areas for improvement.

- **Monitor and Adapt to the Student's Needs:** If the student seems confused or frustrated, revisit the material or use different teaching methods, such as visual aids, analogies, or hands-on activities.
- **Set Goals and Encourage Reflection:** Setting small, manageable goals helps maintain motivation and provides a clear direction for progress.

Summary

High-impact tutoring has consistently demonstrated positive effects on student academic performance. Successful programs typically include frequent sessions (3-4 times per week), small group sizes (1:1 or no greater than 1:4), and alignment with regular classroom instruction (Nickow et al., 2023; Groom-Thomas & Loeb, 2022). Effective implementation involves strategic relationships with schools, support from leadership, and proper training for tutors, including teachers or paraprofessionals (Gordon, 2009). Educators should adopt diagnostic approaches and structured curricula to maximize the benefits of tutoring, particularly for early-grade students and during school hours (Nickow et al., 2023).

5. Tutoring Rights and Responsibilities

Ethical and Legal Considerations

There are several guiding principles that outline rights and responsibilities in tutoring relationships that may be valuable to know. Awareness and application of these will create an environment of mutual respect and success. The following provides a high-level overview of some of these you can become familiar with.

Family Educational Rights and Privacy Act (FERPA)

[Family Educational Rights and Privacy Act](#) (FERPA) is a federal law that protects the privacy of student education records. It grants parents certain rights regarding their children's education records, including the right to access and request amendments to the records. Once a student turns 18 or attends a school beyond the high school level, these rights transfer to the student. Schools must have written permission from the parent or eligible student to release any information from a student's education record, with certain exceptions, such as health and safety emergencies. Compliance with FERPA protects student privacy and restricts unauthorized disclosure of personal information.

Title IX and/or Sexual Harassment

[Title IX](#), part of the Education Amendments of 1972, prohibits sex-based discrimination in federally funded education programs or activities. It encompasses a broad range of issues, including sexual harassment, which is defined as unwelcome sexual advances, requests for sexual favors, or other conduct of a sexual nature. Schools are legally obligated to respond promptly and effectively to such claims, ensuring a safe and equitable learning environment for all students. Failure to address sexual harassment or discrimination can result in violations of Title IX and legal consequences for the institution.

State of Florida Professional Ethics

[Rule 6A-10.081](#) of the Florida Administrative Code outlines the ethical principles and disciplinary guidelines for educators in Florida. Educators are expected to uphold the worth and dignity of every person, prioritize the well-being and development of students, and maintain the highest ethical standards in their interactions with colleagues, students, parents, and the community. These principles emphasize integrity, professional growth, and the freedom to teach and learn while ensuring equal opportunities for all students. Disciplinary measures are in place to address violations of these standards, which include protecting students from harm, avoiding discrimination, maintaining confidentiality, and ensuring responsible and ethical professional conduct. Failure to comply with these principles can result in penalties, including suspension or revocation of an educator's certification.

Tutoring Field Code of Ethics

In addition to federal, state, and local legal considerations, the fast-growing tutoring field has adopted its own set of standards to provide guidance. [The Tutoring Code of Ethics](#) outlines the standards set by the Association for the Coaching & Tutoring Profession (ACTP). The following ethical standards should be upheld by any party seeking or providing tutoring of any kind.

1. **Best Interest:** Tutors will be committed to acting in the best interest of a tutee as specified by the sponsoring organization or individual. Tutors will be expected to report instances in which students are in violation of tutor/tutee rights, institutional policy, and/or engaged in success-inhibiting behaviors. Private parties should agree on mutually understood expectations prior to the tutoring session.
2. **Responsibility:** Tutors and tutees will take responsibility for their own behavior and work to resolve conflicts that may arise between themselves and other invested parties, including the instructor or advisor.
3. **Academic Integrity:** Tutors and tutees will practice and promote accuracy, honesty, and truthfulness. Students will uphold their institution's Code of Conduct and Academic Integrity statement(s). Each party will report violations of institutional policies to their administration. Tutors will never accept illegal payment for a tutoring session.
4. **Fairness:** Tutors and tutees will exercise reasonable judgment and take precautions to ensure that their potential biases, the boundaries of their competence, and the limitations of their expertise do not lead to or condone unjust practices. Expectations of mutually appropriate language and the pedagogical strategy in which tutoring will be delivered or supported should be established.
5. **Commitment:** Tutors will fulfill commitments and expectations made to students, employers, and instructors. Furthermore, tutors and tutees should fulfill their responsibilities by being on time and prepared with appropriate materials to facilitate a session.
6. **Standards:** Tutors will refrain from guaranteeing grades or academic outcomes from a tutoring session. Tutors may be asked to uphold a particular philosophy or learning strategy from their employer.
7. **Respect for Others:** Tutors will respect the dignity and worth of all people and the rights of individuals to privacy, confidentiality, and self-determination. Tutors may be asked to avoid language or behavior that could be considered disrespectful.
8. **Relationship:** Tutors will not engage in inappropriate relations with tutees. Tutors will also be aware of power structures and will avoid compromising environments that encourage the use of unbalanced power dynamics.
9. **Confidentiality:** Tutors will maintain the highest privacy standards in terms of protecting personal information relative to those whom they tutor. This information includes but is not

limited to, educational records, personal circumstances and history, and other pertinent information.

Tutor Rights and Responsibilities

Rights: Tutors have the right to a safe and respectful work environment, access to necessary resources and support, and clear guidelines on their roles and responsibilities. Additionally, tutors have the right to:

- Refrain from sharing their personal information with the student.
- Refuse to meet with students who make them feel uncomfortable or are disrespectful or rude.
- Request that tutoring sessions occur in a safe and public environment.
- Refer to other on-campus support services or staff members when student needs exceed the tutor's abilities or expertise.

Responsibilities: Tutors must comply with FERPA by maintaining student confidentiality and adhering to professional ethics. They are also responsible for fostering a non-discriminatory environment in line with Title IX, ensuring no sexual harassment or bias occurs.

Student Rights

Rights: Students have the right to receive respectful, unbiased, and confidential support, access quality educational resources, and be free from discrimination or harassment.

Responsibilities: Tutees are expected to engage actively in the learning process, respect the tutor's time and effort, and adhere to district, school, and classroom expectations for effort and behavior.

Key Tutoring "Do's" and "Don'ts"

In addition to the tutoring rights and responsibilities outlined above, there is a set of tutoring do's and don'ts that could contribute to a tutor's success.

The Do's

Action	Why We Do
Show up on time and prepared	Being punctual and ready sets a professional tone
Introduce yourself and get to know the student	Building rapport is crucial for a productive tutoring relationship

Maintain a positive attitude about the student's work and course matter	Encouragement boosts student confidence
Ask questions	Engaging with the student through questions fosters a deeper understanding
Encourage the student to do the writing and their work	Promotes independence and self-learning
Start at the student's level and build slowly	Ensures comprehension and reduces frustration
Show how a problem is done if necessary, but ensure they show you in return	Reinforces learning through demonstration and practice
Admit when you don't know and model finding answers	Demonstrates lifelong learning and problem-solving skills
Be relaxed and gentle while maintaining professionalism	Creates a comfortable learning environment

The Don'ts

Action	Why We Don't
Guarantee grades or discuss how easy you find a subject	This can create unrealistic expectations and discourage students
Make up an answer or guess if unsure	It's better to admit uncertainty and look up the correct information
Be impatient or rush a student through a problem	Allowing time to think fosters a deeper understanding
Assume where the student needs help	Always ask and clarify to address the student's actual needs
Lecture	Interactive sessions are more effective than one-sided lectures
Be disingenuous	Authenticity is important for building trust and rapport
Speak negatively about other tutors, teachers, students, or staff	This can shift the teacher's focus from building their skills to blaming others

Summary

Tutors and educational institutions must comply with legal frameworks like the Family Educational Rights and Privacy Act (FERPA), which protects student records and ensures privacy (Feder, 2013; Duane, 2014). FERPA grants parents access to records and controls over disclosures, while schools are responsible for protecting this information and upholding academic integrity (U.S. Department of Education, 2021).

Tutors are expected to follow professional standards, including maintaining confidentiality, promoting fairness, and respecting students' rights (ACTP, 2022). Furthermore, tutors must ensure academic honesty and provide unbiased support, while tutees are responsible for actively engaging in their learning (Whitley & Keith-Spiegel, 2002).

6. Effective Communication for Tutors

Core Communication Skills

Effective communication with students by tutors is a cornerstone of high-impact tutoring. It fosters a supportive learning environment, enhances collaboration, and ensures clarity between tutors, students, and teachers. Strong communication skills build trust, encourage student engagement, and promote academic success. This section explores the critical components of communication in a tutoring setting, emphasizing fostering relationships and providing constructive feedback.

Tutors must master several key communication techniques to build effective relationships and support student learning:

- **Building Rapport:** Establishing a strong connection with students is essential for creating a safe and positive learning environment. This rapport encourages students to engage openly in the tutoring process.
- **Active Listening:** Tutors should listen attentively to students' concerns, questions, and feedback, allowing them to adapt their approach to meet individual needs.
- **Questioning and Feedback:** Using open-ended questions and providing specific, actionable feedback helps guide students through their learning process and promotes deeper understanding.
- **Non-Verbal Communication:** Tutors should be mindful of body language, eye contact, and tone of voice, as these non-verbal cues can significantly impact the learning environment.
- **Navigating Difficult Conversations:** Tutors should address sensitive topics with empathy and respect, creating a supportive environment to promote student growth.

Strategies for Effective Communication

Effective communication is critical to successful tutoring. Tutors should be skilled in asking questions that promote critical thinking, providing feedback that motivates and guides, and fostering an environment of open dialogue.

1. **Questioning Techniques:** Use open-ended questions to encourage deeper thinking and dialogue. Vary the types of questions to suit the session's goals, whether to introduce a concept, challenge a student's thinking, or check for understanding. Practice questions that spark imaginative interactions and avoid questions that provoke defensiveness or blame.
2. **Wait Time:** Allow students adequate time to respond after asking a question. This practice fosters a more thoughtful and less stressful environment, encouraging deeper processing of information.
3. **Self-Evaluation Prompts:** Encourage students to reflect on their own learning process by asking questions such as, "What strategies worked well?" and "What could you improve next?"

time?" Promoting self-assessment helps students build metacognitive skills and take responsibility for their learning.

Scaffolding and Feedback Techniques

Scaffolding is a critical instructional strategy tutors use to guide students from their current level of understanding to more complex knowledge. Tutors should break tasks down into manageable steps and gradually reduce support as students gain confidence and mastery. Feedback is another vital element of effective communication. Tutors should offer constructive, specific feedback that focuses on effort and improvement rather than innate ability. Positive reinforcement encourages students to persist in challenging tasks and fosters a growth mindset.

Collaboration with Teachers

The role of a tutor differs from that of a teacher in that a tutor provides personalized, one-on-one support to reinforce and clarify what the teacher has taught in class, focusing on the individual student's needs. Tutors and teachers should communicate and collaborate to ensure consistency in instruction, share insights on the student's progress, and effectively align their efforts to support the student's learning goals.

Tutors and teachers should work together to ensure alignment between classroom instruction and tutoring sessions. Regular communication between tutors and teachers enables a shared understanding of the student's progress and needs. This collaboration ensures that tutoring sessions complement the broader instructional goals set by the classroom teacher, creating a cohesive learning experience for the student.

Session Management

Effective communication also involves managing tutoring sessions in a way that maximizes their impact. Tutors should clarify session length and goals at the start of each session:

- "We have __ minutes today. What are your top priorities?"
- "What would you like to accomplish during this session?"

By setting clear expectations, tutors can keep sessions focused and productive. At the end of each session, tutors should review progress, evaluate whether goals were met, and discuss plans for future sessions. This approach ensures continuity and encourages students to take ownership of their learning.

Encouraging and Providing Feedback

Motivational feedback plays a crucial role in maintaining student engagement. Tutors should aim to foster intrinsic motivation through the following strategies:

- **Competence:** Build students' confidence by starting with tasks they can successfully complete before gradually increasing the level of difficulty.
- **Autonomy:** Give students opportunities to make choices about their learning process, empowering them to take control of their education.
- **Relevance:** Make learning meaningful by connecting it to students' personal interests and real-world applications.
- **Relatedness:** Develop a strong, respectful relationship with the student to encourage open communication and active participation.

Constructive Criticism

When providing constructive criticism, tutors should guide students to reflect on their own work. Rather than pointing out mistakes directly, tutors can encourage students to rethink their approach by asking guiding questions. This fosters self-assessment and empowers students to correct their own errors. Praise should be specific and focused on the effort and strategies rather than general statements about intelligence or ability.

Promoting Self-Evaluation

Self-evaluation encourages students to take an active role in their learning. Tutors can help students reflect on their progress by asking questions such as:

- "How do you feel about solving that type of problem?"
- "What strategies helped you succeed, and what could you improve next time?"

This reflection promotes a deeper understanding of the learning process and helps students become more autonomous learners.

Summary

Effective communication is one of the success factors in high-impact tutoring, creating a supportive environment and enabling clear collaboration between tutors, students, and teachers. Key communication skills include building rapport with students, active listening, and using open-ended questions and specific feedback to promote critical thinking and engagement. Tutors should also be mindful of non-verbal cues, which significantly shape the learning atmosphere. Techniques like scaffolding, providing actionable feedback, and encouraging self-evaluation help students gain confidence and develop metacognitive skills. Regular collaboration with teachers ensures alignment between tutoring and classroom goals, creating a cohesive learning experience. Clear session management, goal-setting, and motivational feedback further enhance student engagement, empowering them to take ownership of their learning journey.

7. Implementation – Session Management

Scheduling and Logistics

Integrating tutoring sessions into the existing school schedule requires strategic planning to ensure it complements rather than disrupts the educational flow, but research indicates it is the most effective model. The key lies in creating a seamless blend of tutoring with daily classroom activities, making the tutoring program feel like a natural extension of the learning environment. One effective approach is to embed tutoring within the school day by designating specific times during class for targeted interventions. This method allows students to receive the additional help they need without feeling singled out or having their day extended unnecessarily. By carving out moments within the existing structure, perhaps during periods typically reserved for independent work or group activities, tutoring can take place right in the classroom, making it a part of the regular school routine.

Optimizing time allocation involves a careful balance, ensuring each tutoring session is long enough to be meaningful but not so long that it significantly encroaches on other essential learning activities. A data-driven approach, where student performance data informs decisions and needs assessments, ensures that time dedicated to tutoring is targeted effectively, focusing on students who need the most support while being mindful of the overall school schedule. Efficient management of transition times between classes and activities is also critical, as minimizing these transitions can maximize instructional time, allowing for smoother integration of tutoring sessions. Ultimately, the seamless integration of tutoring within the school day, through thoughtful time allocation and efficient scheduling, enriches the learning experience without adding strain to the school's daily operations, supporting students' academic growth while maintaining the balance of classroom activities.

Master Schedule Guidance

The master schedule is a critical component of the implementation process, as it outlines how tutoring sessions will be integrated into the daily school routine. Proper scheduling ensures that tutoring sessions are effective, minimally disruptive to regular instruction, and accessible to all students.

Provide detailed instructions on creating a master schedule that integrates tutoring sessions within the school day, aligns with student and tutor availability, and supports overall program goals. Include criteria for scheduling success, such as daily minutes by subject, maintaining consistent instructional blocks, and minimizing disruptions to core academic instruction.

The goal of the master schedule is for it to be student-driven. Consider the needs of your students and what your data tells you as you create your master schedule. For more details on planning a master schedule, please see the [Scheduling Support](#) section in Chapter 19.

Summary

Effective scheduling is essential for integrating tutoring sessions into the school day without disrupting regular instruction. Embedding tutoring within the existing schedule, such as during independent work or group activities, ensures it complements classroom learning. A data-driven approach prioritizes students with the greatest need, optimizing time allocation for impactful sessions. Thoughtful transition management and a student-focused master schedule are key to seamless integration, supporting academic growth while preserving the flow of daily activities.

8. Approaches to Learning

Teaching and Learning

Effective tutoring is grounded in an understanding of diverse learning approaches, instructional strategies, and theories that promote student engagement and success. This section focuses on the tools and techniques tutors can use to enhance learning sessions, encouraging active participation and deeper cognitive engagement. By applying well-established learning theories, integrating technology, and using data to inform instruction, tutors can create a dynamic and responsive learning environment.

Learning Theories and Their Application

Understanding learning theories is fundamental to guiding students effectively. Tutors should familiarize themselves with key concepts from prominent theories, such as Bloom's Taxonomy, Webb's Depth of Knowledge, and others, to facilitate learning that progresses from basic recall to higher-order thinking skills like analyzing, evaluating, and creating.

Instructional Strategies and Learning Routines

Incorporating structured routines and a variety of instructional strategies ensures that tutoring sessions are focused, productive, and adaptable to individual student needs.

- **Learning Routines:** Regular routines such as warm-up activities, structured breaks, and consistent feedback loops help maintain focus and continuity across tutoring sessions.
- **Instructional Strategies:** Use diverse teaching methods, including direct instruction, inquiry-based learning, and collaborative problem-solving. Encourage students to take an active role in their learning through questioning, discussion, and practical application of concepts.

Active vs. Passive Learning

Encouraging active learning is critical to student success. Active learning involves students taking ownership of their education through participation, critical thinking, and problem-solving. Passive learning, in contrast, is more receptive, where students absorb information without much engagement.

- **Promoting Active Learning:** Tutors should incorporate activities that require students to engage deeply with the material, such as creating mnemonic devices, explaining concepts to peers, and applying theories to real-world scenarios. This helps students move beyond memorization to truly understanding and synthesizing new ideas.

- **Engagement Strategies:** Foster a learning environment where students are encouraged to ask questions, participate in discussions, and seek clarification on challenging concepts. Techniques like Socratic questioning, peer teaching, and problem-based learning help to stimulate curiosity and critical thinking.

Technology Integration

Effective tutoring today often involves integrating technology to enhance learning. Digital tools and platforms provide new ways to engage students, support diverse learning styles, and make learning more interactive.

- **Interactive Tools:** Incorporate apps, interactive whiteboards, and other educational technologies to facilitate student engagement and provide real-time feedback. Tools can allow for dynamic learning experiences that are both engaging and educational.
- **Virtual and Hybrid Learning:** Virtual tutoring platforms offer flexibility and accessibility, allowing students to participate in tutoring sessions from various locations. Hybrid models combine in-person and online learning to cater to students' needs, promoting continuity and sustained engagement.

Resources and Materials

Subject-specific resources, tailored to the student's learning goals, play a vital role in effective tutoring. Tutors should ensure they have access to high-quality instructional materials and resources that align with the school or district curriculum and state standards. Use varied materials, from textbooks and workbooks to digital resources and real-world case studies, to create a rich learning experience that caters to different learning styles.

Key Points for Tutors to Remember

- **Communication Strategies:** Continuously evaluate and improve communication methods, ensuring clarity and fostering engagement. Reflect on how communication styles impact student understanding and learning outcomes.
- **Encouraging Active Learning:** Move beyond passive learning by encouraging students to engage with material through questioning, critical thinking, and application of concepts to real-world scenarios.
- **Reflect and Adapt:** Regularly review and adjust tutoring strategies based on feedback and student progress. Adapting instruction to meet students' changing needs ensures that learning is effective and responsive.

By integrating these approaches into their practice, tutors can create a supportive and engaging learning environment that promotes student success across cognitive, emotional, and practical dimensions.

Summary

Effective tutoring can significantly enhance student outcomes, utilizing learning theories such as Bloom's Taxonomy to promote higher-order thinking (Anderson & Krathwohl, 2001) and Webb's Depth of Knowledge to guide students through complex understanding (Webb, 2005). Instructional strategies like scaffolding, guided practice, and feedback are essential for successful tutoring. Active learning approaches, such as problem-solving and peer teaching, engage students and improve performance (Freeman et al., 2014). Effective tutoring integrates a variety of instructional materials aligned with state standards to create inclusive learning environments that meet diverse student needs (Tomlinson, 2001; Darling-Hammond & Cook-Harvey, 2018).

9. Best Practices for Reading Tutoring

Contextual Framework

According to [F.S. 1008.366](#), the Lastinger Center for Learning will provide best practice guidelines on the Science of Reading for districts in consultation with the Just Read, Florida! Office as part of the Florida Tutoring Advantage program. These guidelines are designed to ensure effective literacy instruction tailored to Florida's educational standards and needs.

This document presents Best Practices for Effective Reading Tutoring, designed in alignment with [Florida's B.E.S.T. Standards](#) and grounded in the Science of Reading. These evidence-based practices ensure that reading instruction is research-informed and impactful, fostering meaningful literacy growth for all students.

Florida B.E.S.T. Standards

Tutors should familiarize themselves with the [Florida B.E.S.T. Standards in Reading](#) to make sure their support aligns with the methods and concepts outlined in these standards. Tutors should provide appropriate support that reinforces what students are learning in the classroom by staying consistent with the expectations set for each grade level. While it is important to focus on grade-level content, tutors should also be prepared to offer remediation when necessary. This balance between reinforcing current learning and supporting prior knowledge ensures students receive comprehensive support that helps them build confidence and competence in reading.

Science of Reading

The **Science of Reading** is a body of knowledge comprising decades of research on reading development, reading difficulties, instruction, and content (Seidenberg, 2017). The thousands of studies that comprise the science of reading have been conducted across multiple countries in multiple languages and have provided practitioners with a large body of evidence that informs what to teach (*the content*) and how to teach it (*the delivery*).

There are some misconceptions about the term “the Science of Reading” that warrant discussion. The Science of Reading is not aligned with any particular philosophy, agenda, or approach. It is not a one-size-fits-all approach to reading that emphasizes only whole-group or “lock-step” instruction. A preponderance of evidence supports the provision of differentiated and small-group instruction for students with and without reading disabilities (Lou et al., 1996, Vaughn et al., 2001). The Science of Reading also does not refer solely to a specific component of reading instruction, such as phonics. Scientific research can inform our understanding of development across all domains of reading.

Reading Theories that Inform Tutoring Practices

The Simple View of Reading

Gough and Tunmer's (1986) Simple View of Reading (SvR) is an empirically validated model of reading development that indicates reading comprehension is the product of two core components: word recognition (decoding) and language comprehension. Reading comprehension is an outcome that is affected when either of the core components is weak.

Reading Comprehension = Word Recognition x Language Comprehension (RC = D x LC)

The Simple View of Reading can inform both assessment and instruction. Understanding this theory can help teachers and tutors identify and target specific skills for which students need support. It implies that teachers and tutors should assess multiple skill domains to understand why a student may have difficulties with reading comprehension. A student who might be weak in decoding but strong in language comprehension will need targeted support in phonemic awareness, phonics, and/or fluency. In contrast, a student who has weaknesses in language comprehension but typical decoding would need targeted supports in vocabulary, syntactic awareness, comprehension strategies, or other language supports.

Scarborough's Reading Rope

Scarborough's Reading Rope (2001) is a visual that describes the development of reading and language skills over time. The rope is divided into two main strands: a lower strand that focuses on the components of word recognition and an upper strand that focuses on the components of language comprehension. Each strand is essential, and weakness in any part can disrupt the reading process.

Lower Strands (Word Recognition)

- Phonological awareness
- Decoding (alphabetic principle and letter-sound correspondences)
- Sight word recognition

Upper Strands (Language Comprehension)

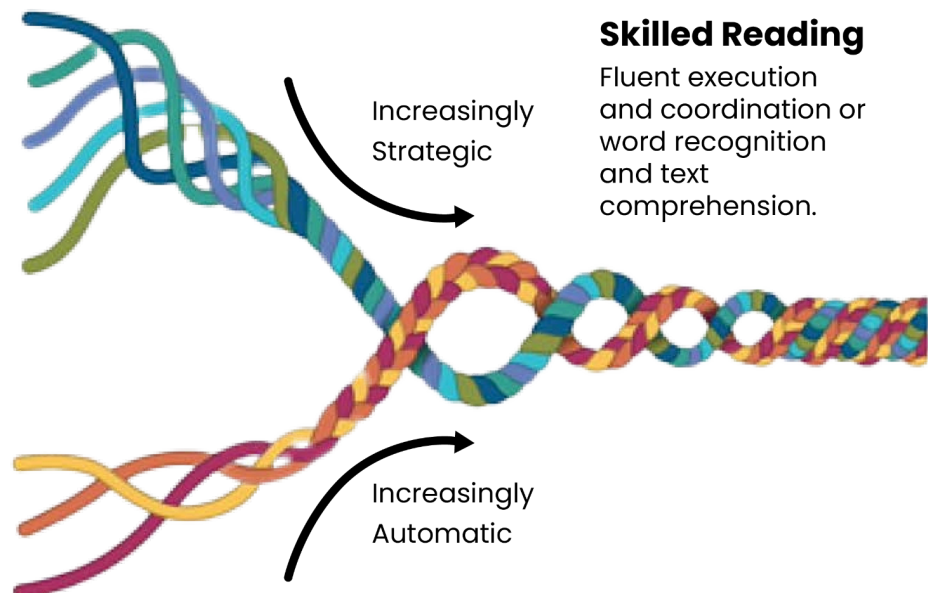
- Background knowledge
- Vocabulary
- Language structures
- Verbal reasoning
- Literacy knowledge

Language Comprehension

- Background Knowledge
- Vocabulary Knowledge
- Language Structures
- Verbal Reasoning
- Literacy Knowledge

Word Recognition

- Phonological Awareness
- Decoding (and Spelling)
- Sight Recognition



Scarborough's Rope can guide teachers and tutors in making instructional decisions that directly support their students. If assessment data shows a deficit in the word recognition strand, the tutor can create targeted instruction in phonological and decoding (phonics) skills. The tutor can build the student's sight word recognition. If the student shows a deficit in the language comprehension strand, the tutor can build the student's knowledge of language structures, vocabulary, and verbal reasoning skills. Additionally, the tutor would focus on building a student's background knowledge and explicitly teach comprehension strategies such as previewing, summarizing, and making connections with the text.

Assessments

Tutoring programs that use initial and ongoing formative assessment data allow tutors to provide more personalized instruction. Fuchs et al. (2012) found that formative assessment data will enable students to receive more personalized instruction, thus providing better outcomes. Assessments can assist tutors in finding which students require tutoring, determining the specific skills in which instruction is needed, and measuring how students are responding to the instruction. Different kinds of assessments can help answer the different questions that teachers and tutors have about their students and the instruction they need.

Initial Diagnostic Assessment

Initial diagnostic assessments conduct detailed diagnostic assessments to determine student's current reading strengths and areas of need. Diagnostic tools that can help to inform reading tutoring include phonological awareness and phonics inventories, spelling inventories, oral reading fluency measures, informal reading inventories, and intervention- or curriculum-specific diagnostic tools.

Progress Monitoring

Progress monitoring is a type of assessment in which students are evaluated regularly to provide data on their learning. The primary purpose of progress monitoring is to determine whether students are responding adequately to instruction or tutoring. Progress monitoring assessments allow teachers and tutors to track students' growth across time and should be relatively fast and inexpensive. The most common kind of progress-monitoring assessment is curriculum-based measures. However, there are computer-adaptive assessments that can serve as progress-monitoring assessments.

Formative Assessment

Formative assessment is an informal and ongoing evaluation of student learning during instruction. Formative assessments help teachers and tutors gauge student understanding and adjust their instruction accordingly. Examples of formative assessments include anecdotal notes, exit tickets, reading journals, comprehension checks, quizzes, and discussions. Many commercial reading curricula include formative mastery assessments after a certain number of lessons to determine if additional instruction is needed.

Summative Assessment

Summative assessments evaluate a student's overall performance relative to a set of standards after a major unit of instruction or at the end of the year. Summative assessments help teachers and tutors to understand whether or not students can show mastery of a particular set of content or standards, though summative assessments alone are generally insufficient to pinpoint the exact reason for reading difficulties.

Monitoring and Adjustment

Using data from regular assessments allows tutors to monitor student progress effectively and make timely instructional adjustments. By gathering insights through quick checks like comprehension questions, phonics inventories, or fluency readings, tutors can identify areas of strength and areas needing more support. This continuous data-driven approach helps students move steadily toward their reading goals.

Targeted Adjustments

With assessment data, tutors can make targeted adjustments to meet each student's needs. For example, if a student shows difficulty with decoding, the tutor can introduce additional phonics activities, while a student struggling with comprehension might benefit from enhanced vocabulary and questioning strategies. Adjusting pacing and lesson content based on this ongoing data makes tutoring sessions more responsive and effective.

Evaluating Effectiveness

Regularly reviewing data helps tutors evaluate which strategies are most impactful. By looking at progress over time, tutors can identify successful practices and adjust any that need refinement. Gathering feedback from students, families, and teachers also provides valuable insights into what works well, fostering a supportive, collaborative learning environment.

Using Assessment Data to Guide Decision-Making

Tutors make data-driven decisions that inform their instructional decisions using diagnostic, progress monitoring, and formative assessments. Based on initial diagnostic data, the tutor can create a personalized, tailored learning plan to support the needs of their students. Tutors can develop individualized learning plans that are data-informed and address each student's unique needs and literacy gaps. Learning plans should be specific to the student, measurable, ambitious, relevant to mastering grade-level standards, and time-bound. Goals should be based on specific formative and progress monitoring data.

Tutors can effectively use flexible grouping to enhance the learning experience for their students. Organize students into flexible groups based on similar skill needs or targeted literacy areas, allowing for more focused, differentiated instruction. Simply organizing groups by a shared text level will likely include students with disparate needs.

Tutors can collaborate with caregivers and schools to create a supportive learning environment by supporting classroom instruction or reintroducing skills students have not mastered. Opportunities for frequent communication with caregivers should be built into core tutoring processes.

Guidelines for Data Use

Setting measurable goals and documenting instructional changes helps track what works best for each student. Tutors should also maintain communication with classroom teachers, where possible, to align tutoring with classroom objectives. This partnership ensures that tutoring directly supports each student's broader educational journey, maximizing the benefits of a data-informed approach.

Tutoring and Multi-Tiered System of Supports (MTSS)

A Multi-Tiered System of Supports (MTSS) is a framework designed to provide high-quality instruction that matches a student's needs. The goal of an MTSS is to ensure that all students, including those who excel and those with reading difficulty, receive the appropriate instructional resources to help them succeed.

Students who participate in high-impact tutoring have been identified as exhibiting a substantial reading deficiency. This student population will also receive other Tier 2 and/or Tier 3 interventions. It is important for tutors and tutoring providers to consider these existing instructional supports when planning and providing high-impact tutoring. By integrating cohesively into students' existing instructional supports, tutors can provide effective, structured support that meets the diverse needs of students.

Tutoring services that align with students' existing instructional supports are more likely to accelerate student progress toward grade-level mastery than supports that are unrelated to each other (Newmann et al., 2001). Each support a student receives (i.e., Tier 1 instruction, Tier 2 and/or 3 intervention, and tutoring) should meaningfully relate to one another and support Tier 1 instruction. For example, 3rd-grade students reading about Rosa Parks and the Civil Rights Movement during Tier 1 instruction could reread key pieces of a Tier 1 text to build fluency during tutoring. Students could also read supportive texts from a related text set to help build background knowledge and vocabulary during Tier 2 or Tier 3 intervention. Students requiring intervention in early literacy skills could benefit from tutoring that reinforces the particular skills they are learning during their intervention. For example, if a student is receiving intervention focused on accuracy with r-controlled vowels in single-syllable words, coherent tutoring sessions— that is, sessions that focus on the same skills as the lessons they're receiving at other times during the day— could support that intervention work by having students read decodable text with a high proportion of r-controlled words.

Tutoring that is coherent with students' existing supports requires communication between the tutor and the teacher. Collaboration allows the tutor to stay informed about and support the standards, objectives, and goals students are working towards. If teachers are providing tutoring, this coordination is more straightforward, but when external tutors are involved, establishing a formalized communication system is important. Districts can facilitate communication between tutors, teachers, and caregivers by establishing shared communication channels. This can be

through brief meetings, shared progress reports, or asynchronous communication. This communication can ensure that all instructional supports are aligned to maximize student progress. Florida's MTSS model encourages collaboration and family involvement throughout the problem-solving process. Parents should be informed of all adults who work with their students, their role, and the nature of the instruction being implemented. Further, the district must provide and incorporate culturally responsive practices and ensure that all students have equitable access to support regardless of their background.

Personalized Learning Plans

A tutor should create a personalized learning plan to help plan, organize, implement, and provide ongoing communication about their instruction.

Ideally, this personalized learning plan should include:

- An outline of the assessment data relevant to the student,
- Specific and measurable goals,
- Tailored instructional strategies,
- Opportunities for formative assessment, and
- Opportunities to communicate and share outcomes with students' teachers and caregivers.

A tutor should either use current reading assessment data or gather reading assessment data on their students to create their plan. Understanding students' skill deficits through formal and informal assessment helps tutors design personalized instruction that is data-driven (Nickow, et al., 2020; Fuchs & Fuchs, 2006). To determine the areas of weakness, the tutor should directly assess or review existing assessment data on students' phonological awareness, phonics, vocabulary, fluency, and comprehension to determine deficits. Once the assessment data has been compiled, the tutor should create manageable and achievable goals for the student. These goals should be specific, measurable, and aligned with the student's existing instructional goals and supports. The tutor should also consider how frequently and at what points formative assessment data will be gathered throughout the course of the tutoring. These data should be shared with parents and teachers at regular intervals.

Use of Text During Tutoring

Tutors should choose texts that are engaging and supportive of their classroom instruction/intervention in order to provide relatability and relevance for the student. Guthrie and Wigfield's (2000) research on reading motivation demonstrates that students are more likely to engage with texts they find enjoyable or personally meaningful. Carefully selecting topics of interest to the student that capture their attention has been shown to improve engagement and accelerate learning. To the furthest extent possible, utilize texts that students are reading in Tier 1 or their intervention context or scaffolding texts that help students further investigate the topics in their

books. High-impact tutoring sessions should focus on building the skills that students need to access these texts. This might entail building fluency by rereading passages from grade-level text, improving accuracy through decoding instruction, or expanding vocabulary by targeting specific Tier 2 vocabulary words that appear in the text (Beck and McKeown, 2002).

Students who are receiving tutoring in early literacy skills would benefit from the use of decodable text that is aligned with the scope and sequence being used. Studies show that the use of decodable text increases the likelihood that students use letter sounds to read unfamiliar words in connected text, as opposed to guessing or other inefficient word identification strategies (Juel & Roper/Schneider, 1985; Mesmer, 2005; Vadasy, Sanders, & Peyton, 2004). Torgesen et al. (2001) found that struggling readers who used decodable texts in conjunction with systematic phonics instruction made significant gains in reading ability compared to those who used less structured reading materials. It should be noted that some studies have not found significant differences between groups of students who receive explicit, systematic phonics tutoring and either more or less decodable types of text (Jenkins, Peyton, & Sanders, 2004). This may indicate that the quality and intensity of early literacy tutoring is a more powerful factor than the type of text a student reads as part of the curriculum.

Tutoring and Principles of Effective Literacy Instruction

Evidence suggests that tutoring for students with substantial reading difficulties is most effective when it is explicit. Explicit instruction is a systematic, direct, and effective approach to teaching that involves a high degree of engagement and interaction between the student and the teacher. Archer and Hughes (2011) identified the core elements of what makes instruction explicit:

1. Instruction is focused on critical content.
2. Skills are sequenced logically.
3. Complex skills and strategies are broken down into smaller instructional units.
4. Lessons are designed to be organized and focused.
5. Lessons begin with clear statements of goals and expectations.
6. Prior skills and knowledge are reviewed before beginning instruction.
7. Step-by-step demonstrations are provided.
8. Language use is clear and concise.
9. An adequate range of examples and non-examples are provided.
10. Guidance and supported practice is provided.
11. Frequent responses are required.
12. Student performance is closely monitored.

13. Immediate affirmative and corrective feedback is provided.
14. The lesson is delivered at a brisk pace.
15. Students are given help with organizing knowledge.
16. Distributed and cumulative practice of previously taught skills is provided.

Research on explicit instruction demonstrates the importance of using a step-by-step approach to teaching that is clear and accessible to the learner, is highly structured, and is led by the instructor (Archer & Hughes, 2011). Archer suggests that tutors focus their attention on providing clear modeling, guided practice, independent practice, and immediate feedback. This model can be used in small groups or independently and efficiently supports struggling readers.

Clear Modeling (I Do)

When teaching a new reading skill, the tutor should demonstrate or explain the new skill clearly by modeling how to accomplish the skill. Start by activating the student's prior knowledge and connecting to the new information being introduced. Then, provide the student with an example of the skill or strategy being taught and break up this skill or strategy into smaller, more manageable steps. This will allow the student to master one concept at a time. While the tutor demonstrates the new skill, the tutor provides maximum scaffolding.

Guided Practice (We Do)

After modeling the skill for the student, the tutor would engage the student in the skill, but with guided practice. The tutor would support the student by using cues and prompts and providing corrective feedback. This will allow the student to practice the skill in real-time while receiving support. The tutor can monitor the student's understanding and correct any errors in real-time by observing the student completing the task and using progress monitoring tools to determine success.

Independent Practice (You Do)

Once the student shows proficiency in guided practice, the tutor will ask the student to complete the task independently. The tutor should provide little to no scaffolding support. Independent practice allows the student to demonstrate mastery by applying the strategies that they have been taught, independently. This step reinforces mastery through repetition. If the student demonstrates mastery of the skill (in part or in whole), the tutor will reintroduce the skill by revisiting the areas in which the student did not demonstrate mastery.

During guided and independent practice, the tutor can provide corrective feedback and confirm understanding.

Tutoring and Skill Domains in Reading

Phonological Awareness

Definition: Phonological awareness refers to the understanding that spoken language can be broken down into smaller units of sound, including words, syllables, onsets and rimes, and phonemes, the smallest sound segments. Phonemic awareness, or the ability to detect and manipulate phonemes in words, is the most important aspect of phonological awareness. Phonemic awareness and letter knowledge have been shown to be among the best, most reliable predictors of later reading achievement (National Institute of Child Health and Human Development, 2000).

Assessment: Tutors can play a critical role in developing phonological awareness for students who would benefit from tutoring in early literacy skills. Tutors can use formal and informal assessments to identify a student’s strengths and areas of need. Using this information, tutors can develop personalized learning plans that target specific phonological awareness skills. Formal assessments in phonological awareness provide the tutor with standard procedures, data that is quantifiable, and targeted insight into the skill needs of the student. The information gathered from assessments should drive instruction regarding what skills need to be further developed or taught and a way to track progress and adjust the intervention as needed.

Informal Phonological Awareness Assessments can be created by tutors to better understand the student’s strengths and needs in specific areas of phonological awareness. These tasks might include asking a student to produce rhyming words, segmenting words into syllables, blending sounds into onset-rime, segmenting words into individual phonemes, blending phonemes into words, deleting phonemes from words, and substituting phonemes in words for another phoneme. A tutor can create a simple checklist to assess these tasks over time. A checklist might look something like this:

Phonological Task or Targeted Skill	Mastered	Not Mastered
Recognizes rhyming words		
Segments words into syllables		
Blends onset and rime		
Segments CVC words into phonemes		
Segments CCVC and CVCC words into phonemes		

Blends 3 phonemes into words		
Blends 4-5 phonemes into words		
Deletes sounds in words		
Substitutes phonemes		

Tutor Instructional Strategies:

- **Sound Segmentation:** Teach students to break words like “dog” into individual sounds /d/, /o/, /g/, and blend them back together.
 - Focus and Goal: To explicitly teach the student to register, identify, and manipulate individual sounds (phonemes) within words. Phonemic Awareness can be broken into the ability to isolate, blend, segment, delete, and substitute phonemes.
 - Tutor Example: The tutor would explicitly teach the student to break down the word dog into its individual sounds /d/ /o/ /g/. The tutor would then guide the student in counting the sounds in the word individually and then blending the sounds back together. The tutor could then ask the student to remove an initial sound, middle sound, or final sound and produce the new sound or word.
- **Elkonin Boxes:** Guide students to use Elkonin boxes, placing markers in each box for each sound to visually segment sounds in words.
 - Focus and Goal: To help students visually segment and manipulate the sounds (phonemes) in words, strengthening their phonemic awareness and decoding skills. Elkonin Boxes develop the ability to isolate, count, and sequence sounds, which supports foundational literacy skills essential for reading and spelling.
 - Tutor Example: The tutor might use Elkonin boxes to help students with phonemic awareness skills. Elkonin boxes represent each phoneme in a word with a separate box, allowing students to map out and visualize the sounds they hear in spoken words. The tutor would count the sounds in the word with the student and draw a box to represent each sound. The student would say the sound and put a marker or letter in each box to represent the different sounds. The tutor could use a similar process with other words, focusing on blending and segmenting sounds. This helps students understand that words are made up of sounds, which is essential for developing decoding and orthographic mapping.

- Research Insights: Research consistently indicates that phonological awareness instruction should focus primarily on phonemic awareness skills rather than larger units and be integrated with letters as soon as students are ready (Brady, 2020). Phonics knowledge and phonemic awareness are interrelated.

Phonics

Definition: Phonics is a method of teaching reading, writing, and spelling. Phonics instruction helps students understand the relationships between phonemes and the letters or letter combinations that represent them. Phonics can help students acquire the alphabetic principle, or the understanding that letters represent sounds and that using letters to decode words represents the foundations of reading.

Tutors should understand how phonics instruction fits into the broader context of reading development and can support fluency and vocabulary development. For students who would benefit from additional support, tutors should provide explicit, systematic phonics instruction (Ehri et al., 2001). Tutors should not use instructional approaches that require students to guess unfamiliar words by looking at picture clues or to prompt students to use sentence context before a first attempt at decoding.

Not every student will benefit from additional phonics instruction beyond what is provided to them within their general course of Tier 1 instruction. Students' needs vary in terms of weaknesses which serve as the primary barriers to improving literacy skills. For some, difficulty with reading words accurately is not a barrier to their comprehension. For others, it may be the primary barrier. For these students, supports may be needed across the continuum of phonics, including letter-sound correspondence; single-syllables; consonant blends and digraphs; multisyllabic words and advanced phonics (i.e., prefixes and suffixes); and word study (i.e., Greek and Latin roots) (Zhang, 2016; Moats, 2007).

Assessment: Diagnostic assessments such as phonics surveys can be used to determine the skills a student needs additional instruction in. A phonics survey would ask students to identify letter-sound correspondences and decode words that increase in complexity- beginning with the most simple and ending with the most complex. Letter sound correspondences and word patterns on which students make errors would be targeted for additional instruction and practice.

Instructional Strategies for Tutors: Tutors should consider the specific skill weaknesses of students and focus their support on those skills. Phonics knowledge runs on a continuum from simple to complex and includes:

- Letter-Sound Correspondence: Use manipulatives or phoneme cards to connect sounds to letters. Practice cumulative decoding exercises.
 - Focus and Goal: Explicitly introduce letter-to-sound correspondence so a student will understand the relationship between sounds (phonemes) and letters (graphemes).
 - Tutor Example: Explicitly teach the student the letter-to-sound correspondence. The tutor can use phoneme cards or manipulative letters to provide a concrete example of

the letter. The tutor can ask the student to reproduce letter sounds after showing the student the letter. The tutor can also produce the sound and have the student write the letter or letters that represent the sound. Letter sound correspondences should be taught explicitly, and tutors should provide ample opportunities for cumulative practice in both reading isolated words and connecting text.

- Single Syllable Decoding: For CVC and CVCe patterns, guide students through blending sounds to form these basic words.
 - Focus and Goal: Explicitly introduce sounds and blend the sounds to create single-syllable words with a variety of patterns (i.e., CVC, CVCe, CCVC, CVCC, CCVCC, etc.)
 - Tutor Example: Teach the student to decode basic CVC and CVCe words. The tutor can use manipulative letters or phoneme cards to help the student build simple CVC, CVCe, or other word patterns that feature previously taught letter-sound correspondences.
 - Research: Instruction in single-syllable decoding for students who exhibit difficulties with this group of skills can significantly improve children's reading and spelling skills. These foundational elements of the phonics approach support early word decoding and fluent reading (Ehri, 2005; Adams, 1994; NRP, 2000).
- Multisyllabic Words and Advanced Phonics: Teach students to break down complex words by identifying and blending syllables.
 - Focus and Goal: Explicitly teach the student to flexibly break down and decode multisyllabic words to improve fluency, vocabulary, and comprehension.
 - Tutor Example: Teach students to use a routine to promote independent reading of multisyllabic words. Tutors can teach students to use a flexible routine that entails identifying an unknown word's prefixes and suffixes, then identifying the number of vowel sounds in the word to determine the number of syllables, then blending the syllables together, and trying different vowel sounds if the decoded form of the word doesn't result in a real word.
 - Research: Teaching multisyllabic words and advanced phonics is essential for developing proficient readers who can tackle complex texts (Ehri, 2005; NRP, 2000). Research has revealed that substantial numbers of students who get off to a good start in grades K-2 can demonstrate late-emerging reading difficulties with complex multisyllabic word reading after 3rd grade (Catts et al., 2012). Explicit instruction in this skill can significantly improve at-risk students' overall reading proficiency.
- Morphology/Word Study

- Focus and Goal: Explicitly teach high-utility morphemes and morphological awareness to improve spelling, vocabulary, and reading comprehension, especially of more complex grade-level text.
- Tutor Example: Teach the student to recognize, decode, and understand common prefixes, suffixes, and root words. Recent research has identified particularly useful morphemes that frequently appear in complex text (Lane et al., 2019; Manyak et al., 2018). Explicitly teach the student to recognize morphemes in words and discuss the meaning of them. The tutor can use graphic organizers to help the student break down, analyze, and organize different components of words.
- Research: Research indicates that morphological awareness is a significant predictor of reading achievement (Ehri, 2005; Carlisle, 2000; NRP, 2000). Research supports that explicitly teaching systematic phonics instruction significantly improves children's reading and spelling skills. These foundational elements of the phonics approach support early word decoding and fluent reading (Ehri, 2005; Adams, 1994; National Institute of Child Health and Human Development, 2000).

Fluency

Definition: The National Reading Panel (2000) defined fluency as the ability to read a text smoothly, accurately, and with appropriate expression. This encompasses:

- Accuracy: Reading words correctly without errors.
- Rate: The speed at which a text is read, typically measured in words correct per minute (WCPM).
- Prosody: The expression, phrasing, and intonation used while reading contributes to overall comprehension and meaning.

The fluency with which a student reads is integral to their understanding of the text. A fluent reader can read text accurately, at an appropriate speed, and with appropriate expression. Fluent readers can focus on understanding the text rather than getting bogged down by individual words.

Assessment: Fluency assessments should evaluate the student's accuracy, prosody, and reading rate. At the simplest level, a tutor can conduct an informal fluency assessment by using a piece of instructional text to gather data and monitor progress. Informal fluency assessments can include but are not limited to, oral reading samples and timed readings.

Regular assessment of various reading fluency skills using curriculum-based measures (CBM) is a fast, reliable, and often free way to monitor students' progress toward more global learning outcomes. CBM that measure oral reading fluency and reading comprehension (maze) are most commonly used and can help tutors measure students' rate of progress in response to tutoring.

Instructional Strategies for Tutors: Tutors should focus on having students do repeated readings and participate in choral readings to enhance fluency. This requires the tutor to have the student read a certain passage multiple times. Research suggests repeated readings can enhance reading fluency (Therrien, 2004). Choral reading has also been shown to support reading fluency (Rasinski &

Hoffman, 2003). This strategy involves students reading aloud together, which allows them to hear fluent models while practicing their reading skills. Choral Reading allows students to hear how fluent readers articulate words and phrases. These models develop their reading fluency. Most importantly, regular practice in fluency through various methods is linked to improved overall reading skills and confidence. The focus of teaching fluency is to help learners achieve smooth, automatic, and expressive use of language to support later vocabulary development and reading comprehension.

Research Insights: A tutor should provide opportunities for students to practice their fluency skills by providing repeated reading opportunities and guided or supported oral readings as effective ways to improve their fluency skills (Therrien, 2004; NRP, 2000).

Vocabulary

Definition: While many students independently develop rich and deep vocabulary knowledge through extensive reading and language environments, direct vocabulary instruction is beneficial for all students yet particularly important for students with reading difficulties who do little independent reading. Lack of adequate vocabulary is one of the primary reasons for reading difficulty across all grades (McKeown, 2019). Vocabulary instruction can be taught both directly and indirectly (Coyne, Kame'enui, & Simmons, 2004). Direct vocabulary instruction is taught through explicit instruction through the tutor. Indirect vocabulary instruction is provided through language-rich environments. This can be through a read-aloud, reading independently and reading words in context, or through conversations with others in the content area classrooms or the real world. Students need multiple exposures to words through various contexts to fully understand a word and its meaning or multiple meanings. Actively engaging a student in learning new words through reading, writing, and speaking is important. Having a strong vocabulary is also important for success in the content areas. Without an understanding of the academic words used in content area classes, a student will struggle to meet the standards of the course.

Assessment: A tutor can use informal, formative vocabulary assessments to check students' understanding of new vocabulary. Informal, formative vocabulary assessments should utilize multiple modalities such as writing sample analysis, writing definitions of a new word, or prompting to use newly learned vocabulary words in spoken expression with the tutor or peers.

Instructional Strategies for Tutors: Direct vocabulary instruction involves the tutor explicitly teaching the student about word meanings. The tutor would consider teaching high-utility and sophisticated words that would be useful across context and content areas. These words are frequently known as Tier 2 words (Beck & McKeown, 2001). Tutors should carefully analyze text and choose specific words to teach the student from the text. Once the words are selected, the tutor should create a student-friendly explanation of the words. The tutor should provide the student with multiple exposures to the targeted words. Students should be encouraged to use the new words frequently in their oral and written language. The tutor can also rely on the strategies to teach morphological awareness to enhance vocabulary instruction. Research in vocabulary instruction and development

suggests that a robust vocabulary allows a student to unlock the meaning of texts better, and it supports both spoken and written language (Beck & McKeown, 2002; NRP, 2000).

Comprehension

Definition: Reading comprehension is the ability to construct meaning from text and is the ultimate goal of reading instruction. While basic reading skills are often a barrier to reading comprehension, even students who are fluent decoders can struggle to extract meaning from text. (Duke et al., 2002; Duke & Pearson, 2002; NRP, 2000) Students need to be explicitly taught how to actively engage with and analyze texts. Comprehension instruction can be taught both directly and explicitly.

Assessment: Ask the student to retell what they read, summarizing the passage or text. This will assess both their literal and inferential understanding of the text. Asking open-ended questions gauges the student's understanding. The cloze- procedure requires the student to read a passage with targeted words omitted; the student is asked to fill in the missing words to complete the passage.

Instructional Strategies for Tutors: Students first need to set a purpose for reading a text. Setting a purpose for reading, whether for pleasure or to gain knowledge about a topic, helps with active engagement. Begin by previewing the text with the student to set a purpose for reading. As the student reads, the tutor should assist them in monitoring their comprehension, which encourages critical thinking about the material. Incorporating strategies such as re-reading sections that are misunderstood, summarizing portions of text or the entire text, and generating questions to critically analyze student understanding supports reading comprehension (Duke & Pearson, 2002). The tutor can generate questions for the student to ask themselves while they are reading. The tutor can craft questions that assist the student in focusing on key details. The tutor can also prompt the students to generate their own questions to assist them in thinking critically about the text. The tutor can also assist the student in summarizing key details about the text. This will assist the student in determining the main idea and key details of the text. Teaching story structure and the difference between reading narrative text structures and expository text structures is another important aspect of teaching comprehension strategies (Duke & Pearson, 2002). Teaching the difference between text structures helps students understand how the text is organized and where to find information. Some specific strategies might include:

- Question-Answer Relationship (QAR): Teach students to identify question types: “Right There,” “Think and Search,” “Author and You,” and “On My Own” to deepen understanding. The QAR strategy (Raphael, 2005, 1986) is a comprehension strategy that supports actively engaging in the text by teaching the student to ask key questions about what he/she is reading and teaching where to find the answers. QAR classifies questions into 4 specific categories:
 - “Right There” questions have answers that are found in the text.
 - “Think and Search” questions ask the reader to collect information throughout the text to answer the question.

- “Author and You” questions require the reader to connect their knowledge about the topic to assist in answering the question.
- “On My Own” questions are answered using personal knowledge about a topic.
- Making Connections: Encourage students to make text-to-text, text-to-self, and text-to-world connections to increase engagement and comprehension. Research supports the use of making connections during reading (NRP, 2000). Research consistently shows that encouraging students to make text-to-text, text-to-self, and text-to-world connections leads to greater engagement with a deeper understanding (NRP, 2000).

Engaging Parents in Literacy Development

Parental involvement is crucial in reinforcing literacy skills outside the tutoring sessions. Engaging parents with accessible tools and guidance can amplify the effectiveness of reading support, helping students build a literacy-rich environment at home. Encouraging ongoing communication with families ensures they stay informed about their child’s progress and understand how to best support their learning.

By providing resources and fostering strong partnerships with families and the community, tutors can extend the impact of literacy support beyond tutoring sessions, creating a more cohesive and supportive learning experience for students.

Professional Learning on Effective Reading Instruction

To maximize the impact of tutoring, tutors must receive training focused on the Science of Reading. This professional learning should cover key areas, including phonemic awareness, phonics, fluency, vocabulary, and comprehension, ensuring tutors are well-versed in research-backed instructional methods. Regular workshops, online courses, and training sessions focused on these areas can build tutors’ expertise, confidence, and instructional effectiveness.

The program can build a team of skilled, adaptable tutors committed to providing high-quality reading instruction that aligns with current research and best practices by offering robust training, fostering collaboration, and integrating reflective practices.

The UF Lastinger Center for Learning offers several professional learning opportunities in math and literacy. An example includes the [Literacy Microcredentials](#) – a hybrid model of asynchronous, on-demand modules and instructor-supported online courses and practicum for birth through twelfth-grade instructors. To learn more about other literacy-focused professional development opportunities or opportunities for different subjects such as early learning, mathematics, and leadership, please visit the [UF Lastinger for Learning](#) website.

Summary

Effective literacy tutoring combines the Science of Reading with practical, research-based strategies to address the core components of reading development. Key practices include fostering phonemic awareness, explicit phonics instruction, fluency development, vocabulary building, and active comprehension skills. By focusing on these essential areas, tutors can help students build a strong foundation in reading, preparing them for complex texts and improving comprehension.

Using frameworks like the Simple View of Reading and Scarborough's Reading Rope, tutors can tailor instruction to each student's specific needs. Regular assessment allows for targeted adjustments to ensure continuous progress. By emphasizing these structured approaches, tutors can create an engaging, individualized learning experience that supports literacy growth and strengthens reading proficiency.

10. Best Practices for Effective Mathematics Tutoring

Contextual Framework

According to [F.S. 1008.366](#), the Lastinger Center for Learning will provide best practice guidelines for mathematics tutoring in alignment with Florida's Benchmarks for Excellent Student Thinking (B.E.S.T.) Standards for mathematics as part of the Florida Tutoring Advantage program. These practices are designed to ensure high-quality math instruction that meets state standards.

This document outlines key research-based practices for effective math tutoring. These practices are aligned with [Florida's Mathematical Thinking and Reasoning \(MTR\)](#) standards to create a more holistic and meaningful approach to tutoring.

Evidence-Based Strategies (Aligned with B.E.S.T. Standards)

Mathematical Proficiency

Mathematical proficiency is having the ability to successfully learn, understand, apply, and explain mathematics beyond simply knowing how to compute and/or manipulate mathematics content (Kilpatrick et al., 2001). Effective math tutoring should integrate both conceptually focused content and elements that help students develop procedural fluency, as this ensures that students understand the mathematical concepts and can apply them efficiently (Coddington, 2022). Conceptual understanding allows students to grasp the 'why' behind the mathematics, while procedural fluency ensures they can solve problems accurately and efficiently. Combining these approaches supports the overall development of students' mathematical proficiency. This focus is reinforced by the MTR standards [MA.K12.MTR.2.1](#) and [MA.K12.MTR.3.1](#), which emphasize the need for students to represent problems in multiple ways and complete tasks with mathematical fluency. These standards highlight that to be successful, students must not only understand mathematical concepts deeply, but they must be able to approach problems from multiple vantage points.

Florida B.E.S.T. Standards

Tutors should familiarize themselves with the [Florida B.E.S.T. Standards for Mathematics](#) to make sure their support aligns with the methods and concepts outlined in these standards. Tutors should provide appropriate support that reinforces what students are learning in the classroom by staying consistent with the expectations set for each grade level. While it is important to focus on grade-level content, tutors should also be prepared to offer remediation when necessary. This balance between reinforcing current learning and supporting prior knowledge ensures students receive comprehensive support that helps them build confidence and competence in mathematics.

Problem-Solving and Critical Thinking

Effective tutoring goes beyond reviewing mathematical content—it should also support the development of students' problem-solving strategies. By focusing on developing these skills, tutoring helps students tackle complex problems independently and transfer their knowledge to

new situations (Fuchs et al., 2008; Johns & Mills, 2021). Tutors can achieve this by encouraging students to explore multiple solution paths and justify their reasoning, which fosters a deeper understanding of mathematical concepts and creates an environment where students feel comfortable exploring different methods to solve a problem. This can involve presenting open-ended questions, which may include real-world applications with multiple correct answers, or encouraging students to think aloud as they work through a problem and justify their answers in ways that make sense to them. By doing so, students learn to approach problems from multiple angles and develop flexibility in their thinking.

Fluency with Basic Skills

Ensure students achieve fluency with fundamental math facts and operations, providing a foundation for more advanced problem-solving tasks. Mastery of these basic skills allows students to approach more complex problems with confidence and efficiency, reducing cognitive load and enabling them to focus on higher-order thinking. This foundational fluency is crucial for success in more advanced mathematical concepts and real-world applications.

Assessment and Data-Driven Instruction

Initial Diagnostic Evaluation

Conduct detailed diagnostic assessments to determine student's current mathematics understanding, strengths, and areas of need. Utilize tools such as diagnostic interviews, concept inventories, and computational fluency checks.

Ongoing Formative Assessment

Effective tutoring programs should incorporate formative assessments so that instruction is tailored to meet students' individual needs. This approach ensures each tutoring session specifically addresses areas for improvement while building on existing knowledge (Robinson, 2021). Tutors can utilize discussions as quick formative assessments, as these allow them to gauge how students analyze mathematical thinking and communicate their ideas to one another and the tutor. This practice aligns with [MA.K12.MTR.4.1](#), which emphasizes the importance of collaborative discourse in the learning process. This ensures alignment with Florida's emphasis on continuous improvement.

Monitoring and Adjustment

Develop individualized learning plans based on diagnostic data to target specific learning gaps and build on students' strengths. Use data from assessments to monitor student growth and adjust instructional strategies as needed to ensure students are meeting their learning goals. Incorporate strategies that are aligned with the [B.E.S.T. Standards for Mathematics](#). Regularly evaluate the effectiveness of tutoring strategies, making evidence-based adjustments to enhance student outcomes.

Small Group Sizes

There is still a preference for smaller group sizes (i.e., no more than four) in tutoring to ensure that each student receives adequate attention and support. Research consistently shows that

one-to-one tutoring is the most effective form of tutoring, as it allows for highly personalized instruction tailored to the individual needs of the student (Ander et al., 2016). In this setting, the tutor can focus entirely on one student, addressing specific learning gaps and adapting the pace and style of instruction to suit the student's unique learning style. However, small groups of up to three or four students can also be highly beneficial, providing a balance between personalized attention and collaborative learning (Ander et al., 2016).

In a small group, students can benefit from the tutor's focused instruction while also engaging with their peers. This interaction can enhance learning through peer discussions, collaborative problem-solving, and the sharing of different perspectives. For example, students might work together on a challenging math problem, discussing various approaches and learning from each other's strategies, which can deepen their understanding of the material. Larger groups, while still beneficial, present more challenges. As group size increases, the level of personalized attention each student receives decreases. Tutors must manage group dynamics, ensuring all students remain engaged and focused. This can be particularly challenging when students have different levels of understanding and learning needs. In larger groups, the tutor's ability to provide individualized feedback and support is diminished, which can impact the overall effectiveness of the tutoring sessions. To maximize the benefits of small-group tutoring, it is essential to maintain an optimal group size that allows for both personalized instruction and collaborative learning. Tutors should be trained in strategies for managing small groups effectively, ensuring that each student remains actively engaged and receives the support they need to succeed.

Adaptable Strategies

Although much of the research on tutoring focuses on in-person delivery, there is growing evidence that tutoring can also be effective when delivered remotely (Roschelle et al., 2020). As technology advances, online tutoring platforms are becoming more sophisticated, offering tools that allow for interactive and engaging instruction at a distance. These platforms often include virtual whiteboards, video conferencing, and interactive exercises, which can mimic the in-person tutoring experience and facilitate real-time feedback and interaction. Despite its advantages, online tutoring also presents challenges. The effectiveness of online tutoring can be influenced by factors such as internet connectivity, the quality of the online platform, and students' comfort level with technology. Moreover, maintaining student engagement can be more challenging in a virtual environment, where distractions are more prevalent, and the tutor cannot physically interact with the student.

While online tutoring offers more flexibility as an accessible alternative, especially for students with limited access to in-person services, its effectiveness remains a subject of ongoing research. Some studies suggest that online tutoring can be as impactful as in-person models, especially when combined with best practices and adaptive technology (Kulik & Fletcher, 2016; Steenbergen-Hu, 2013; Robinson, 2021). For example, adaptive learning technologies can personalize the tutoring experience by adjusting the difficulty of tasks based on the student's performance, providing targeted support where it is needed most. As tutoring continues to evolve, strategies must remain adaptable, ensuring that both traditional and innovative approaches meet the diverse needs of

students. Tutors should be trained to effectively use online tools and platforms, ensuring they can deliver high-quality instruction regardless of the medium.

Building Strong, Professional Tutor-Student Relationships

Positive Relationships

Tutoring programs are likely to be more effective when they focus on developing positive tutor-student relationships, as these relationships can foster a supportive and motivating learning environment (Robinson, 2021; Yu, 2021). When students work with the same tutor consistently, a strong rapport develops between tutors and students, which enhances engagement, builds trust, and fosters a more personalized learning experience (Dubois et al., 2011). This trust also encourages students to actively participate in their own learning.

Student-Centered Instruction

In addition to relationship-building, effective tutoring should be student-centered, focusing on helping students to think independently and verify their own work rather than becoming overly reliant on their tutors (Patterson, 2010). These practices align closely with [MA.K12.MTR.1.1](#), which emphasizes the importance of actively participating in effortful learning both individually and collectively. For instance, when a student struggles with a problem, an effective tutor will guide them using questioning strategies rather than providing immediate answers, which promotes independent thinking.

Active Learning Techniques and Engaging Materials

Carefully Crafted Support

Tutoring supports and strategies should be carefully crafted to offer new perspectives and avoid “doing the thinking for the student.” Tutoring strategies should encourage students to engage in deeper understanding and innovative thinking (Maloy, 2010). Scaffolding plays a key role in this process by providing just enough support to help students progress without giving away the solution. Through gradually reducing assistance as students gain skills and confidence, tutors enable students to tackle increasingly complex problems independently. This aligns with [MA.K12.MTR.5.1](#), which encourages students to draw upon patterns and structures to connect mathematical concepts. By guiding students to discover solutions on their own, tutors help them develop critical thinking skills and a deeper appreciation for the subject. This approach not only builds confidence but also fosters a sense of ownership over their learning process.

Interactive Learning Experiences

Tutors can help students develop a strong conceptual understanding in mathematics using the concrete-representational-abstract sequence, also known as the CRA approach (Bouck et al., 2018). By using the CRA approach, a tutor can model mathematical concepts with different phases of instruction - concrete, representational, and abstract. By first engaging with physical objects (concrete phase), students can explore and grasp foundational concepts in a hands-on way. They then transition to drawing or using visual models (representational phase), which helps them better

connect concrete experiences to their overall conceptual understanding. Finally, in the abstract phase, students use symbols and numbers to solve problems independently. This gradual progression ensures that students build a strong but flexible understanding of math that supports both procedural fluency and conceptual understanding. Use manipulatives, visual aids, and digital resources to make abstract concepts more accessible and engaging. Integrate tools like base-ten blocks, fraction strips, and interactive math software. Incorporating math games into tutoring sessions can also be highly beneficial, as they reinforce mathematical concepts in an engaging and interactive manner, making learning more enjoyable and effective (Baker et al., 2006). They can also be tied to real-world contexts, as supported by [MA.K12.MTR.7.1](#), and help students develop well-rounded problem-solving skills.

Tutors can help students develop a strong conceptual understanding in mathematics using the concrete-representational-abstract sequence, also known as the CRA approach (Bouck et al., 2018). By first engaging with physical objects (concrete phase), students can explore and grasp foundational concepts in a hands-on way. They then transition to drawing or using visual models (representational phase), which helps them better connect concrete experiences to their overall conceptual understanding. Finally, in the abstract phase, students use symbols and numbers to solve problems independently. This gradual progression ensures that students build a strong but flexible understanding of math that supports both procedural fluency and conceptual understanding. Use manipulatives, visual aids, and digital resources to make abstract concepts more accessible and engaging. Integrate tools like base-ten blocks, fraction strips, and interactive math software. Incorporating math games into tutoring sessions can also be highly beneficial, as they reinforce mathematical concepts in an engaging and interactive manner, making learning more enjoyable and effective (Baker et al., 2006). They can also be tied to real-world contexts, as supported by [MA.K12.MTR.7.1](#), and help students develop well-rounded problem-solving skills.

Collaborative Learning Opportunities

Facilitate collaborative learning sessions where students can work together, discuss problem-solving strategies, and explain their thought processes to peers. This collaborative approach not only enhances understanding through peer-to-peer interaction but also helps students develop communication and teamwork skills, which ultimately will help them thrive in the classroom, school, and society. By working together, students can learn from each other's perspectives and approaches, fostering a more inclusive and supportive learning environment.

This approach directly aligns with [MA.K12.MTR.1.1](#), which encourages students to actively participate in effortful learning, both individually and collectively. It also connects with [MA.K12.MTR.4.1](#), which emphasizes the importance of engaging in discussions that reflect on both self and others' mathematical thinking. These standards promote a learning environment where discourse is central to learning, allowing students to solve problems, articulate their reasoning, and critique the reasoning of others. Through mathematical discussions, students strengthen their conceptual understanding while building valuable skills in communication and collaboration (Michaels et al., 2007; Moschkovich, 2007).

Use Mistakes as Tools for Learning

Tutors should guide students in identifying and correcting their own mistakes, which enhances their problem-solving skills (Patterson, 2010). By fostering a positive and supportive environment, tutors can help students view mistakes as valuable learning opportunities rather than setbacks. Additionally, tutors can help students assess the reasonableness of their solutions, as highlighted by [MA.K12.MTR.6.1](#), encouraging them to develop critical self-assessment skills. This approach not only builds resilience but also promotes a growth mindset, empowering students to take ownership of their learning journey.

Home Support Resources

Provide resources, such as math games, practice worksheets, and online tools, to assist parents in reinforcing math skills outside of tutoring sessions. These resources can help create a supportive home learning environment, allowing students to practice and apply what they've learned in tutoring. Additionally, offering guidance to parents on how to effectively use these resources can enhance their ability to support their child's learning journey, fostering a collaborative effort between tutors and families. This partnership can significantly boost students' confidence and proficiency in mathematics.

Professional Learning

Training on Effective Math Instruction

Research suggests that while classroom teaching and tutoring require different skill sets, a variety of individuals—including volunteers and college students—can also serve as effective tutors (Ander et al., 2016). Although having a professional teaching background is helpful in a tutoring context, an important factor for effective tutoring is receiving *proper training and ongoing support*. Ongoing professional learning should be provided in bite-sized, flexible, and engaging formats, considering that not all tutors may have a teaching background. It should be focused on effective math instruction, the [B.E.S.T. Standards](#), and innovative instructional strategies.

The UF Lastinger Center for Learning offers a Math Matrix Micro-Credential of Florida K-12 educators to engage in high-quality, flexible, competency-based online professional learning for mathematics educators. To learn more about this B.E.S.T. Standards-aligned asynchronous learning opportunity, please visit our [Math Matrix webpage](#).

Collaboration and Best Practice Sharing

Encourage a collaborative environment where tutors can share effective practices, learn from each other, and continually improve their instructional techniques. Providing time and platforms for tutors to discuss challenges, share successes, and explore new strategies generates an ongoing exchange of ideas that not only enhances individual tutor performance but also fosters a culture of continuous improvement and innovation within the tutoring program. By leveraging collective expertise, tutors can stay updated on the latest educational research and methodologies, ensuring they provide the highest quality instruction to their students.

Summary

Effective math tutoring integrates research-based strategies, high-impact tutoring frequency, and hands-on problem-solving to help students develop foundational math skills, critical thinking, and a deep understanding of mathematical concepts. High-impact tutoring, often conducted during the school day, ensures frequent, consistent reinforcement that improves students' proficiency and confidence. Tutors should use flexible grouping and individualized learning plans based on diagnostic assessments to address specific areas of need, helping students build a comprehensive math foundation.

Math tutoring also prioritizes conceptual understanding, procedural fluency, and active problem-solving. Tutors model clear, step-by-step problem-solving and gradually release responsibility, encouraging students to engage independently. Incorporating manipulatives, interactive tools, and real-world examples makes math accessible and engaging. By creating a collaborative and supportive learning environment, tutors help students approach challenges with a growth mindset and build essential math skills aligned with the [B.E.S.T. Standards](#).

11. Exceptional Student Education (ESE) Tutoring Considerations and Strategies

All students begin as general education students, and it is the responsibility of educators, including tutors, to help them develop the skills needed for success in college, careers, and life. This includes becoming productive citizens in a global community. Exceptional students, with the support of their teachers, work towards mastering the meaningful goals outlined in their Individualized Education Plans (IEP) within the Least Restrictive Environment (LRE). Every educator shares the responsibility of engaging students in differentiated work that helps them achieve their academic, social, and functional IEP goals.

Like their peers, Exceptional Student Education (ESE) students must acquire foundational skills that enable them to engage with rigorous, grade-level content. These foundational skills include literacy, mathematical competency, and strategies for improving metacognition, executive functioning, social-emotional, and life skills. Students with disabilities (SWDs) are provided with the necessary support to engage in the learning process, ensuring they do the thinking and actively participate in their education. Exceptional educators understand how a student's exceptionalities impact their learning and behavior, and they create opportunities for all students to demonstrate their abilities. Disabilities are not seen as limitations but challenges to be addressed; educators work to ensure that students do not use their disability as a crutch.

To help students with disabilities access grade-level content, transition within and outside of the special education setting, and build meaningful relationships with peers and adults, educators may need to provide additional support to create an equitable learning environment. Special educators focus on giving students only the support they need and work systematically to foster independence by gradually reducing those supports. This process allows students to either stop relying on these aids or become capable of replicating them independently. In rare cases, for students with significant cognitive disabilities, and only when specified by the IEP, educators provide a modified curriculum. In such circumstances, students engage with instruction aligned to grade-level Florida Standards Access Points. The number of students served on an alternative curriculum is monitored at both the state and federal levels to ensure there is not an over-identification, thereby creating an over-representation of students accessing on-level instruction.

At the heart of special education is advocacy for students' academic, social, and emotional needs. Special education is fundamentally a civil rights issue. All students deserve equal access to education, yet many students with exceptionalities have historically been denied this right due to their differences. Special educators work to ensure that students receive a Free Appropriate Public Education (FAPE) as mandated by the Individuals with Disabilities Education Act (IDEA). They not only advocate for their students but also empower students and their families to advocate for their rights. Tutors play a role in these assurances, too.

Students with disabilities often face unique challenges that require tailored educational support to help them reach their full potential. High-impact tutoring can be a powerful intervention to bridge

gaps in learning and provide access to academic success. By prioritizing personalized instruction and data-driven approaches, tutoring can effectively enhance academic outcomes for all students.

Accommodations

Accommodations adjust how students learn and demonstrate their knowledge. They do not change the curriculum but provide alternative ways for students to access the same content. Accommodations are available to students who are eligible under an Individualized Education Plan (IEP) or a Section 504 Plan, which is developed under the Rehabilitation Act. Decisions regarding which accommodations are appropriate are made on an individual basis by the student's IEP or 504 team, with input from data analysis, educators, parents, and students. The primary consideration when selecting accommodations is whether they support the student's mastery of the standard. Accommodations should be reviewed annually, with data analysis informing any adjustments.

Once accommodations are deemed necessary by the IEP or 504 team, they should be consistently implemented during daily instruction and assessments, including teacher-made quizzes, assignments, and exams. This ensures that the student has ongoing support in both learning and assessment environments.

Modifications

Modifications alter *what* students are expected to learn and demonstrate. Unlike accommodations, modifications change the content itself, reducing its depth and complexity while still maintaining core concepts. If a student requires curriculum modifications, an IEP team must determine if the student meets the criteria for instruction based on Access Point Standards and assessment through the Florida Standards Alternate Assessment (FSAA). Before modifications can be implemented, the following three criteria must be answered with a "yes":

1. Does the student have a significant cognitive disability?
2. Even with appropriate instructional accommodations, assistive technology, or accessible materials, does the student require modifications to grade-level general state content standards as defined in [Rule 6A-6.03411\(1\)\(z\), F.A.C.](#)?
3. Does the student require direct instruction in academic areas (English language arts, math, social studies, and science) based on Access Points (as per [Rule 6A-1.09401, F.A.C.](#)) to acquire, generalize, and transfer skills across different settings?

Modifications should only be implemented after the IEP team confirms that they are necessary for the student to access appropriate, individualized instruction aligned with their specific learning needs.

Instructional Strategies

When serving ESE students, as with all students, it is helpful to have a collection of instructional strategies to refer to. The following list includes a variety of supports for consideration and explores elements that fall within each support so that readers might be able to better connect strategies with action.

Differentiated Instruction

- **Multi-Sensory Learning Approaches:** Use a combination of visual, auditory, kinesthetic, and tactile learning strategies. For example, visual aids (charts, pictures) can be combined with hands-on activities (manipulatives, models) and auditory instruction (reading aloud, discussions).
- **Task Analysis:** Break down complex tasks into smaller, manageable steps. Provide clear, step-by-step instructions and checklists to help students understand and complete tasks successfully.
- **Scaffolded Support:** Provide varying levels of support based on student needs, gradually reducing support as students gain confidence and independence. Use tools like graphic organizers, sentence starters, and word banks to scaffold learning.

Individualized Instructional Strategies

- **Personalized Learning Plans:** Develop individualized learning plans that are tailored to each student's unique needs, strengths, and areas for growth. Incorporate IEP goals and objectives into tutoring sessions to ensure alignment with the student's overall educational program.
- **Flexible Grouping:** Use flexible grouping strategies to allow students to work with peers who have similar learning needs or to provide targeted support. This can include one-on-one sessions, small groups, or peer-assisted learning opportunities.

Use of Assistive Technology

- **Speech-to-Text and Text-to-Speech Tools:** Incorporate technology that supports students with reading and writing difficulties, such as speech-to-text (dictation) for writing assignments and text-to-speech (screen readers) for reading comprehension.
- **Augmentative and Alternative Communication (AAC):** Utilize AAC devices or software for students with communication challenges. Tools such as communication boards, picture exchange systems, and apps like "Proloquo2Go" can support expressive and receptive language skills.
- **Interactive Learning Apps:** Use apps and software designed for students with special needs, such as [TouchMath](#) for math learning or [Read&Write](#) for literacy support. These tools often provide customizable settings to meet individual needs.

Visual Supports and Cues

- Visual Schedules and Timelines: Use visual schedules to help students understand the structure of the session and what to expect next. This can reduce anxiety and help with transitions between activities.
- Visual Prompts and Reminders: Incorporate visual prompts (e.g., pictures, icons) and reminders (e.g., timers, color-coded materials) to help students stay focused and organized. Use visual aids like flow charts and diagrams to support understanding of concepts.
- Anchor Charts: Create anchor charts that provide visual cues and reminders of key concepts, strategies, or routines. Display these charts in the learning area for easy reference.

Behavior Management and Positive Reinforcement

- Clear Expectations and Consistent Routines: Establish clear expectations and consistent routines to create a predictable and safe learning environment. Use simple language and visual cues to communicate rules and procedures.
- Positive Behavior Supports (PBS): Implement a system of positive reinforcement to encourage desired behaviors. Use praise, stickers, or small rewards to recognize and reinforce positive behavior and effort.
- Behavior Contracts: Develop behavior contracts with students to set clear goals and rewards for meeting behavioral expectations. This can increase motivation and self-regulation.

Sensory-Friendly Learning Environment

- Sensory Breaks: Provide regular sensory breaks to help students self-regulate and manage sensory input. Activities like stretching, deep breathing, or using a sensory bin can help students refocus and stay engaged.
- Quiet Zones and Calming Corners: Create quiet zones or calming corners where students can take a break if they feel overwhelmed. Provide calming tools like stress balls, fidget toys, or noise-canceling headphones.
- Adapted Seating and Movement Opportunities: Offer flexible seating options, such as wobble cushions, standing desks, or exercise balls, to accommodate different sensory needs and promote focus.

Academic Modifications and Accommodations

- Extended Time and Reduced Workload: Provide extended time for assignments and assessments and reduce the workload to focus on quality over quantity. Allow breaks between tasks to prevent fatigue.

- **Modified Assignments:** Modify assignments to align with students' abilities. This could include simplified instructions, reduced reading or writing requirements, or alternate formats (e.g., oral presentations instead of written reports).
- **Alternative Assessment Methods:** Use alternative assessment methods that cater to students' strengths, such as oral exams, project-based assessments, or performance tasks.

Collaboration and Communication with Stakeholders

- **Regular Communication with Parents and Guardians:** Maintain open communication with parents and guardians to share progress, strategies, and any concerns. Provide resources and suggestions for supporting learning at home.
- **Collaboration with Special Education Professionals:** Work closely with special education teachers, speech therapists, occupational therapists, and other professionals involved in the student's education to ensure a cohesive approach to learning.
- **Student-Centered Conferences:** Involve students in discussions about their learning goals and progress. Empower them to take an active role in their education by setting personal goals and self-assessing their progress.

Additional Resources for ESE Students

In the State of Florida, the Bureau of Exceptional Education and Student Services (BEESS) provides parents, educators, and other Floridians with access to information about exceptional student education, student services, juvenile justice education, early intervention, parent and professional partnerships, and many other topics. There are also Statewide Networks that can provide resources and information to assist with serving ESE students.

- [Center for Autism and Related Disabilities \(CARD\)](#)
- [Florida Diagnostic & Learning Resources System Associate Centers \(FDLRS\)](#)
- [Florida Inclusion Network \(FIN\)](#)
- [Multiagency Network for Students with Emotional/Behavioral Disabilities \(SEDNET\)](#)

Summary

Exceptional Student Education (ESE) ensures that all students, regardless of their exceptionalities, receive the necessary support to succeed in school, careers, and life. Educators, including tutors, work to differentiate instruction and provide accommodations or modifications based on Individualized Education Plans (IEPs) or Section 504 Plans, fostering an equitable learning environment. Accommodations allow students to access grade-level content, while modifications adjust the curriculum for those with significant cognitive disabilities. Instructional strategies, such as assistive technology, visual cues, sensory-friendly environments, and positive reinforcement, promote independence and engagement in learning. Special education is fundamentally a civil rights issue, with educators advocating for Free Appropriate Public Education (FAPE) and collaborating

with parents, specialists, and statewide networks to ensure that students with disabilities develop both academically and socially, empowering them to meet their full potential.

12. English Language Learners (ELL)

Considerations and Strategies for ELLs

As the fastest-growing segment of the student population, English Language Learners (ELLs) represent a highly diverse group. Their varied backgrounds—including differing levels of language proficiency, socioeconomic status, prior schooling, and immigration experiences—lead to a wide range of educational needs. ELL students must not only acquire English language skills but also navigate the complex academic language required across content areas. Understanding and addressing their needs is essential to supporting their success.

Key Elements for ELL Success

Effective instruction for ELLs requires attention to both language development and content mastery. There are two critical elements to ensure their progress:

Focused Language Study (FLS)

This component allocates dedicated time for targeted instruction on how English works. FLS provides students with an understanding of the structures of the language, including speaking, listening, reading, and writing across different registers, particularly academic language. Whether integrated within an English Language Arts (ELA) class or taught in a separate ESOL class, FLS focuses on equipping students with the tools to engage in academic discourse.

Discipline-Specific and Academic Language Expansion (DALE)

To succeed academically, ELLs must also expand their knowledge of discipline-specific and academic English across the school day. The language used in all content areas provides rich opportunities for extending language learning. Through immersion in authentic, content-specific language use and vocabulary development, ELLs deepen their understanding of both language and subject matter, preparing them for academic success in all areas.

Instructional Strategies to Support ELLs

To support the unique learning needs of ELLs, educators and tutors can implement a range of strategies that integrate language development with content mastery:

Language Development Integration

- Sheltered Instruction Observation Protocol (SIOP) Model: Incorporate language development into content instruction by using strategies like scaffolding and building background knowledge.
- Explicit Vocabulary Instruction: Teach key academic and content-specific vocabulary with visuals, realia, and repeated practice. Utilize tools such as word walls and vocabulary maps to reinforce learning.

Visual and Contextual Supports

- Use of Visual Aids and Realia: Incorporate visuals like diagrams, pictures, and real-life objects to make abstract concepts more accessible. Graphic organizers and visual schedules can help ELLs organize information.
- Gestures and Body Language: Utilize non-verbal communication to convey meaning and support comprehension.

Scaffolding Instruction

- Modified and Differentiated Instruction: Tailor instruction to varying language proficiency levels. Simplify complex tasks and provide step-by-step guidance.
- Gradual Release of Responsibility: Model tasks, guide practice, and gradually encourage independent work.

Building Background Knowledge

- Connect to Prior Knowledge: Activate students' prior experiences and use culturally relevant examples to make learning more relatable.
- Pre-teach Key Concepts: Introduce essential vocabulary and concepts before diving into new content.

Promoting Oral Language Development

- Structured Oral Language Practice: Use activities such as think-pair-share to provide opportunities for oral practice. Sentence frames can guide students in using academic language.
- Interactive Read-Alouds and Storytelling: Incorporate storytelling and discussions to foster deeper engagement with language and content.

Reading and Writing Support

- Guided Reading and Writing: Provide reading and writing instruction tailored to students' proficiency levels using scaffolding tools such as graphic organizers and guided questions.
- Reading Comprehension Strategies: Teach explicit strategies like predicting, summarizing, and questioning to help ELLs navigate texts.

Supporting Mathematics Instruction

- **Language-Rich Math Instruction:** Emphasize key math vocabulary and provide clear explanations. Use real-life examples to make abstract math concepts more tangible.
- **Math Talk and Collaborative Problem Solving:** Encourage students to articulate their mathematical reasoning and collaborate on problem-solving tasks.

Use of Technology and Digital Resources

- **Digital Learning Tools and Apps:** Use language learning apps to offer additional practice in vocabulary and grammar. Leveled reading platforms can provide reading materials with built-in language supports.
- **Interactive Whiteboards and Multimedia:** Leverage multimedia resources to enhance instruction and engage learners from varied backgrounds.

Supporting ELLs Across the Curriculum

To ensure academic success for ELLs, it is critical that language development is integrated across all content areas. Teachers must understand the linguistic demands of their subject matter and provide necessary supports to facilitate language acquisition and content mastery. By incorporating language objectives, visual aids, and scaffolding techniques, educators can create an inclusive learning environment that meets the diverse needs of ELL students. A variety of supports—including sensory, graphic, and interactive strategies—should be employed to maximize student success.

Sensory Supports

Supports related to the language of Language Arts	Supports related to the language of Mathematics	Supports related to the language of Science	Supports related to the language of Social Studies
Illustrated word/phrase walls Felt or magnetic figures of story elements Sequence blocks Environmental print Posters or displays Bulletin boards Photographs Cartoons Audio books Songs/Chants	Blocks/Cubes Clocks, sundials and other timekeepers Number lines Models of geometric figures Calculators Protractors Rulers, yard/meter sticks Geoboards Counters Compasses Calendars Coins	Scientific instruments Measurement tools Physical models Natural materials Actual substances, organisms or objects of investigation Posters/Illustrations of processes or cycles	Maps Globes Atlases Compasses Timelines Multicultural artifacts Aerial & satellite photographs Video clips

Adopted from Gottlieb, M. (2006). *Assessing English language learners: Bridges from language proficiency to academic achievement*. Thousand Oaks, CA: Corwin Press.






Sensory supports are valuable tools to help ELL students engage with content and develop academic language proficiency. These supports include the use of real-life objects, manipulatives, diagrams, and multimedia, which make abstract concepts more accessible. Sensory supports can be applied across all subjects, but their use may be adapted depending on the specific language demands of each content area.

Examples of sensory supports include:

- Real-life objects: Use physical items related to the lesson, such as manipulatives in math or models in science, to make learning tangible.
- Videos and multimedia: Leverage educational videos or interactive simulations to reinforce complex ideas in subjects like social studies or science.
- Pictures and illustrations: Support vocabulary acquisition by pairing images with words during lessons or tasks.

Incorporating sensory supports allows ELLs to engage with content through multiple modalities, enhancing their understanding and retention of academic language.

Graphic Supports

ELP standard	1- Social and Instructional language	2- The language of Language Arts	3- The language of Mathematics	4- The language of Science	5- The language of Social Studies
 <p>Venn Diagrams - Comparing and Contrasting Two Entities</p>	<ul style="list-style-type: none"> Two friends or family members Two traditions 	<ul style="list-style-type: none"> Two characters Two settings Two genres 	<ul style="list-style-type: none"> Two operations Two geometric figures Two forms of proportion 	<ul style="list-style-type: none"> Two body systems or organs Two animals or plants 	<ul style="list-style-type: none"> Two conflicts Two forms of government Two forms of transportation
 <p>T-Charts - Sorting or Categorizing Objects or Concepts</p>	<ul style="list-style-type: none"> Colors Classroom objects 	<ul style="list-style-type: none"> Facts/Opinions Points of view Pros/Cons 	<ul style="list-style-type: none"> Area/Perimeter Fractions/Decimals Addition/Subtraction 	<ul style="list-style-type: none"> Forms of matter Forms of energy Senses Vertebrates/Invertebrates 	<ul style="list-style-type: none"> Types of transportation Types of habitats
 <p>Cycles - Producing a Series of Connected Events or a Process</p>	<ul style="list-style-type: none"> Conflict/Resolution School or classroom routines 	<ul style="list-style-type: none"> Plot lines 	<ul style="list-style-type: none"> Steps in problem-solving 	<ul style="list-style-type: none"> Scientific inquiry Life cycles Water cycle 	<ul style="list-style-type: none"> Elections in a democracy Passage of a law
 <p>Cause and Effect - Illustrating a Relationship</p>	<ul style="list-style-type: none"> Classroom or school rules Health and safety at home or in school 	<ul style="list-style-type: none"> Responses of characters to events 	<ul style="list-style-type: none"> Variables in algebraic equations Geometric theorems 	<ul style="list-style-type: none"> Chemical reactions Adaptation Weather events 	<ul style="list-style-type: none"> Political movements Economic trends
 <p>Semantic Webs - Connecting Categories to Themes or Topics</p>	<ul style="list-style-type: none"> Personal interests Idiomatic expressions Multiple meanings of words and phrases 	<ul style="list-style-type: none"> Root words and affixes Main idea/Details 	<ul style="list-style-type: none"> Types and features of polygons Types and characteristics of angles 	<ul style="list-style-type: none"> Foods and their nutritional ingredients Types and characteristics of rocks 	<ul style="list-style-type: none"> Types of human and civil rights Impact of economic policies

Adapted from Gottlieb, M. (2006). *Assessing English language learners: Bridges from language proficiency to academic achievement*. Thousand Oaks, CA: Corwin Press.

Graphic organizers are a crucial support for ELL students, allowing them to visually organize and represent information without relying solely on language. Tools such as semantic maps, Venn diagrams, and T-charts help students structure their understanding of key concepts. However, it is essential to explicitly teach ELLs how to use graphic organizers, as they may not be familiar with these tools.

Examples of graphic supports include:

- Charts and tables: Use to organize information in subjects like history or science, helping students make connections between concepts.
- Graphs and timelines: These visual tools can simplify complex data or historical sequences, making it easier for students to process information.
- Number lines and diagrams: In math, these tools aid in problem-solving and the understanding of relationships between numbers or equations.

Teachers should model the use of these graphic supports and provide students with opportunities to practice, ensuring they can use these tools effectively to demonstrate their understanding.

Interactive Supports

Interactive supports promoting engagement and language development by allowing ELLs to collaborate with peers, participate in group activities, or use interactive multimedia. These supports are particularly beneficial as they provide students with opportunities to practice language in real-time, building both their communication skills and content knowledge.

Examples of interactive supports include:

- Cooperative learning: Engage students in group work or pair discussions, allowing them to share ideas and clarify concepts together.
- Native language use: Encourage students with shared languages to discuss and explain content in their native language, supporting comprehension and reinforcing learning in both languages.
- Multimedia tools: Use educational software, interactive games, or simulations that allow students to manipulate content and language in a digital format.

Interactive supports also serve as a means of exchanging cultural perspectives, enriching the learning environment while challenging students at varying levels of English proficiency to meet academic goals.

Strategies for ELL Success

Incorporating scaffolded instruction is essential for helping ELLs access content and achieve academic success. The following five principles reflect research-based practices and align with the levels of English language proficiency as outlined in the [WIDA ACCESS for ELLs 2.0](#) assessment:

- Focus on Academic Language, Literacy, and Vocabulary: Prioritize the teaching of academic language and vocabulary specific to each subject. Provide explicit instruction and repeated practice to ensure ELLs can engage with complex texts and discussions.
- Link Background Knowledge and Culture to Learning: Activate students' prior knowledge and connect new content to their cultural experiences. This makes learning more meaningful and accessible.
- Increase Comprehensible Input and Language Output: Ensure that instruction is understandable by using visual aids, gestures, and simplified language. At the same time, it provides ample opportunities for students to produce language through speaking, writing and collaborative activities.
- Promote Classroom Interaction: Foster an interactive classroom environment where ELLs can practice language through dialogue, group work, and structured discussions. This helps develop both language skills and content mastery.

- **Stimulate Higher-Order Thinking and Use of Learning Strategies:** Encourage ELLs to engage in critical thinking and problem-solving tasks. Use graphic organizers, questioning techniques, and modeling to help students develop cognitive skills alongside language proficiency.

By employing these strategies and supports, teachers can create a classroom environment that not only addresses the linguistic needs of ELLs but also promotes their academic achievement across all content areas.

Summary

To support English Language Learners (ELLs) across the curriculum, it is essential to integrate language development into all subject areas by incorporating sensory, graphic, and interactive supports. Sensory supports such as real-life objects, visuals, and multimedia make content more accessible, while graphic organizers help students structure their understanding without relying solely on language. Interactive supports, including group work and native language use, foster collaboration and enhance comprehension. Teachers should also scaffold instruction, focus on academic language and vocabulary, and connect learning to students' prior knowledge and culture. These strategies, rooted in research-based principles, ensure ELLs can successfully engage with both language and content.

13. Dyslexia, Dysgraphia and Dyscalculia

Dyslexia: Understanding the Challenge

Dyslexia is a specific learning disability with a neurobiological basis, primarily affecting reading skills. It is marked by difficulty in accurate and/or fluent word recognition, often paired with poor spelling and decoding skills. These challenges stem from a deficit in the phonological component of language, which can be unexpected when compared to a student's other cognitive abilities and the quality of classroom instruction they receive. As a result, dyslexia may also lead to challenges in reading comprehension and limited reading experiences, which can hinder vocabulary growth and background knowledge.

What Are the Signs?

Students with dyslexia may exhibit a range of symptoms, particularly in areas related to reading and writing, such as:

- Difficulty with word reading
- Struggles in word decoding
- Slow or labored oral reading fluency
- Poor spelling and written conventions (orthography)
- Issues with phonological coding (phonemic awareness)
- Rapid automatic naming difficulties
- Attention deficits

Additional characteristics may include:

- Lack of interest in reading for pleasure
- Taking excessive time to complete assignments
- Struggling to remember procedures or formulas
- Difficulty mastering math facts
- Challenges following multi-step directions

Effective Strategies for Supporting Students with Dyslexia

Dyslexia primarily affects a student's ability to read and comprehend, but with the right strategies, we can support their learning journey. Here are key approaches:

- **Structured Literacy Approach:** This method uses explicit, systematic, and sequential instruction in phonology, sound-symbol association, and syllable types, helping students build strong reading foundations.
- **Multisensory Instruction:** By engaging multiple senses—such as seeing, hearing, touching, and movement—students can strengthen their reading and spelling skills. For instance, tracing sandpaper letters while vocalizing the sounds reinforces learning.
- **Phonemic Awareness Training:** Helping students recognize and manipulate sounds in words is essential for building a foundation in reading. This type of instruction focuses on understanding the sound structure of language.
- **Early and Frequent Assessment:** Regularly assessing a student's reading abilities helps identify areas needing further attention and ensures progress is monitored and supported effectively.
- **Positive Reinforcement and Confidence Building:** Encouraging students with dyslexia by celebrating their progress, no matter how small, is vital for fostering self-esteem and motivation.
- **Assistive Technology:** Tools like audiobooks, text-to-speech software, and word processors with spell-check can greatly enhance a student's ability to read and write independently.
- **Small-Group or One-on-One Instruction:** Personalized instruction, whether in small groups or one-on-one, allows for targeted teaching that meets the unique needs of each student.

Best Practices for Older Students with Dyslexia

As students mature, the focus of instruction should shift towards more advanced literacy skills. The Center on Instruction recommends focusing on:

- Teaching how to break words into syllable types.
- Strategies for reading multisyllabic words by blending parts together.
- Identifying irregular words that don't follow common patterns.
- Understanding the meanings of common prefixes, suffixes, and roots.

In addition, older students benefit from instruction on how words relate to one another, such as understanding the meaning behind word parts like "trans-" (e.g., transfer, translate, transformation). Teaching structural analysis skills—like breaking words into roots and prefixes—can be instrumental in decoding new or complex vocabulary.

Structured Literacy: A Systematic Approach

Structured Literacy is a research-backed method that equips students to decode words explicitly and systematically. This instructional approach focuses on:

- Phonology: Understanding sound structures.
- Sound-Symbol Association: Connecting letters to sounds.
- Syllable Instruction: Teaching how syllables form words.
- Morphology: Analyzing word parts, including roots and affixes.
- Syntax: Building an understanding of sentence structure.
- Semantics: Exploring word meaning and context.

Additional Best Practices

For students with dyslexia, spelling instruction is critical. They benefit from learning the rules and patterns of spelling. Other best practices include:

- Incorporating multisensory techniques.
- Using Universal Design for Learning (UDL) to ensure accessible and flexible instruction.
- Differentiating instruction to meet individual student needs.

Dysgraphia: Understanding the Challenge

Dysgraphia is a specific learning disability that affects written expression. Brain research links dysgraphia to a processing deficit, particularly in orthographic coding—our ability to store written words in memory as they are analyzed and to create a lasting memory of words connected to their pronunciation and meaning. Dysgraphia may occur independently or alongside other conditions such as dyslexia, language impairment, auditory processing disorder, or ADHD.

Effects on Student Learning

Dysgraphia significantly impacts a student's ability to express their thoughts through writing. Writing becomes a time-consuming and energy-draining activity, often resulting in emotional stress and anxiety. This can lead to avoidance behaviors, further compounding difficulties with written expression.

What Are the Signs?

Common symptoms of dysgraphia include:

- Illegible handwriting
- Inconsistent letter formation
- Mixing of uppercase and lowercase letters
- Fatigue during writing tasks
- Difficulty applying spelling rules or recognizing spelling errors
- Repeated misspelling of the same word in different ways

Additional signs may include:

- Avoidance of writing tasks (often misinterpreted as lack of motivation or laziness)
- Grammar issues, such as incomplete or run-on sentences, incorrect punctuation, and verb tense confusion
- Trouble organizing ideas coherently
- Papers filled with erasures and cross-outs
- Difficulty writing on a line or within margins

Best Practices for Supporting Students with Dysgraphia

To help students with dysgraphia overcome writing challenges, consider the following best practices:

- **Graphic Organizers:** Graphic organizers, such as mind maps and flowcharts, help students organize ideas before writing, reduce cognitive load, and support clearer expression.
- **Assistive Technology:** Encourage the use of speech-to-text tools and word processors with spell-check and grammar correction. Tools like Google Slides or PowerPoint can assist with organizing thoughts visually.
- **Handwriting Support:** Explicit instruction in handwriting, including posture, grip, and paper positioning, helps students develop legible handwriting. Use manipulatives like sandpaper letters or clay for multi-sensory letter formation practice. Provide low-tech supports like pencil grips, slant boards, and raised paper to improve handwriting.
- **Multi-Sensory Writing Approaches:** Engage students in multi-sensory techniques, such as writing letters in sand or air-tracing letters, to reinforce letter formation. Use large motor movements before transitioning to fine motor tasks.
- **Structured Writing Practice:** Break down the writing process into smaller steps—planning, drafting, revising, and editing—and teach each step explicitly. Writing frames or templates with sentence starters can help students structure their writing.

- **Fine Motor Skill Development:** Incorporate activities that develop fine motor skills, like bead stringing or cutting with scissors, to build hand strength and coordination. Adapted tools like weighted pencils or slant boards can improve writing comfort and legibility.
- **Spelling and Grammar Support:** Use multi-sensory spelling programs that integrate auditory, visual, and kinesthetic learning. Teach spelling rules and patterns explicitly and provide mnemonic devices to aid memory. Offering personalized word lists or dictionaries can further support spelling efforts.
- **Accommodations and Modifications:** Provide accommodations such as reducing the writing load, extending the time for written assignments, or allowing alternative methods of assessment (e.g., oral presentations or visual projects). Digital storytelling or video presentations can be effective alternatives to traditional written work.
- **Encouraging a Positive Writing Attitude:** Foster a positive, supportive environment by celebrating small successes and providing encouraging feedback. Allow creative expression through drawing or storytelling to make writing tasks more approachable and engaging.

Dyscalculia: Understanding the Challenge

Dyscalculia is a specific learning disability that affects a student's ability to grasp mathematical concepts. It impacts number sense, arithmetic fact memorization, accurate calculation, and mathematical reasoning. Students with dyscalculia struggle with math because their brains process math-related concepts differently from those without the condition. Importantly, these difficulties do not reflect a lack of intelligence or capability but rather a difference in how mathematical information is processed.

What Are the Signs?

Symptoms of dyscalculia often emerge in early childhood, particularly when children begin learning foundational math skills. However, many adults also experience dyscalculia without knowing it. In both children and adults, math-related tasks may lead to mental health challenges, such as anxiety or depression.

Young Children:

Common early signs include difficulty with:

- Counting upward
- Connecting numbers to objects (e.g., matching the number 4 with four marbles)
- Recognizing numbers and math symbols
- Ordering numbers from largest to smallest

- Using number lines or understanding money (e.g., coins and bills)

School-Age Children:

As children enter school, symptoms may become more apparent, including:

- Counting on fingers, even for small numbers
- Struggling to identify quantities without counting each object
- Difficulty recalling basic math facts or multiplication tables
- Trouble recognizing that $1+7=8$ is the same as $8=7+1$
- Challenges with understanding word problems or math symbols like $>$ and $<$
- Issues organizing numbers by scale (e.g., 10s, 100s, 1,000s) or decimal place

Teenagers and Adults:

For older students and adults, dyscalculia symptoms may include:

- Difficulty counting backward
- Struggling with word problems and breaking down multi-step problems
- Trouble measuring items or quantities (e.g., in cooking or recipes)
- Difficulty with fractions, conversions, and handling money (e.g., making change)

Emotional Symptoms:

Math-related tasks can trigger emotional symptoms such as:

- Anxiety or panic, especially during tests
- Agitation, anger, or frustration
- Avoidance behaviors, including a fear of school
- Physical symptoms of stress, such as stomachaches or sweating

Best Practices for Supporting Students with Dyscalculia

Supporting students with dyscalculia requires a combination of tailored strategies and accommodations. Here are some of the most effective practices:

- **Talk or Write Out a Problem:** Since numbers may appear abstract to students with dyscalculia, talking through or writing down math problems in sentence form helps clarify relationships between different elements. Restating word problems in a new way can aid comprehension.

- **Draw the Problem:** Visualizing math problems can help students understand abstract concepts. Drawing pictures or diagrams to represent numbers and operations can make problems more concrete.
- **Break Tasks into Subsets:** Complex math problems can overwhelm students with dyscalculia. Breaking problems into smaller, manageable steps allows students to work through each part without getting lost in the larger concept.
- **Use Real-Life Cues and Physical Objects:** Relating math concepts to real-life situations helps students see the practical applications of math. Using physical objects like measuring cups or coins can make abstract concepts more tangible and easier to understand.
- **Frequent Review:** Regularly reviewing math skills is critical for students with dyscalculia, as they often struggle to retain math-related information. Short, frequent reviews—supported by visual aids such as flashcards or diagrams—keep information fresh and applicable.

Strategies for Supporting Students with Dyscalculia

- **Concrete-Representational-Abstract (CRA) Instruction:** Start with concrete manipulatives (e.g., blocks, counters) to represent math concepts. Move to representational stages (e.g., drawings, diagrams) before introducing abstract symbols (e.g., numbers and equations). Tools like number lines and fraction strips can help students visualize operations.
- **Multisensory Math Instruction:** Use multisensory techniques such as tactile materials (e.g., sandpaper numbers), rhythm (e.g., clapping), and mnemonics to reinforce math concepts. Engaging multiple senses can improve retention and understanding.
- **Step-by-Step Problem Solving:** Teach math using a step-by-step approach, breaking down complex problems into smaller tasks. Use graphic organizers to help students organize their thinking systematically.
- **Visual Supports and Graphic Organizers:** Provide tools like number charts, multiplication tables, and color-coded graphic organizers to aid calculations. These supports help reduce confusion by making math concepts more accessible.
- **Reinforcing Number Sense:** Develop number sense through activities and games that emphasize counting, number relationships, and magnitude. Use visual aids like dot patterns or ten-frames to strengthen subitizing (the ability to recognize quantities without counting).
- **Assistive Technology for Math:** Incorporate technology like math-specific apps or software (e.g., “MathTalk” or “ModMath”) to support students’ math practice. Digital tools such as calculators or virtual manipulatives can also enhance understanding.

- **Frequent and Varied Practice:** Provide opportunities for practice through games, puzzles, and real-world math problems. Daily math routines, like number talks or math journals, can build fluency and reinforce mathematical reasoning.
- **Accommodations and Modifications:** Offer extended time on math assignments and tests, allow calculator use, and reduce the number of problems to focus on understanding. Consider alternative assessments like oral explanations or visual representations.
- **Building a Positive Math Mindset:** Encourage a growth mindset by praising effort and progress. Creating a supportive learning environment that minimizes anxiety and builds confidence is key to helping students succeed.
- **Connecting Math to Real Life:** Relate math concepts to everyday tasks like cooking, shopping, or budgeting. Using practical examples shows the relevance of math and helps students apply concepts in meaningful ways.

Summary

Dyslexia, dysgraphia, and dyscalculia are specific learning disabilities that affect reading, writing, and math skills, respectively. Dyslexia impacts word recognition, decoding, and spelling due to difficulties with phonological processing, often leading to challenges in reading comprehension and fluency. Dysgraphia affects written expression, making handwriting illegible and organizing thoughts in writing difficult, while dyscalculia impairs number sense, arithmetic fact memorization, and mathematical reasoning. Students with these disabilities often face emotional challenges like anxiety and avoidance behaviors. Effective strategies for supporting them include structured and multisensory instruction, frequent review, the use of assistive technology, and personalized accommodations such as reducing task loads and offering alternative assessment methods. Each condition requires targeted interventions that focus on building foundational skills through concrete, visual, and practical approaches to ensure students' academic success.

14. Resources and Materials

Curriculum and Lesson Plans

Before starting the planning process, it is essential to ensure that the curriculum and resources used in tutoring are aligned with [Florida's B.E.S.T. Standards](#). All instructional materials should adhere to the state's guidelines on evidence-based practices and be approved for use. District-level supports for lesson planning are available and can help streamline the process, saving time and ensuring consistency with school standards.

Strategic Tutoring Planning

Creating an impactful tutoring session requires careful planning, a deep understanding of student needs, and the thoughtful integration of proven instructional strategies. Each session should be designed with specific goals tailored to the student's learning objectives, providing a clear roadmap for both the tutor and the student. By setting clear expectations and defining success for each session, tutors can ensure that every session contributes to broader academic goals.

The heart of an effective session plan lies in its responsiveness to individual learning profiles. Leveraging data from assessments, teacher feedback, and previous sessions allows tutors to identify the areas where targeted support can make the most significant impact. A well-structured session follows a logical flow: it starts by engaging the student, progresses through guided learning and exploration, and concludes with reinforcement and reflection. This flow helps students internalize new concepts and build confidence in their ability to succeed.

Subject-Specific Resources

Tutoring sessions should be equipped with grade-level appropriate materials that meet the specific needs of the student. These materials must be relevant to the subject matter and aligned with the standards set forth by Florida's Department of Education. Subject-specific resources can include textbooks, workbooks, digital tools, and supplementary reading material, all tailored to reinforce classroom instruction and address individual learning gaps.

Learning Routines and Instructional Strategies

The foundation of effective tutoring lies in the strategic use of instructional methods that promote understanding and retention. Successful tutoring sessions incorporate structured routines and research-based strategies that cater to the student's learning style and cognitive needs.

- **Direct Instruction:** This method involves breaking down complex concepts into smaller, manageable steps. Tutors provide clear explanations and demonstrations to ensure students understand the material before moving on to more challenging content.

- **Scaffolding:** Scaffolding offers support as students learn new concepts, gradually reducing assistance as their understanding deepens. This helps students build confidence and develop independence in their learning.
- **Modeling Success:** Tutors demonstrate problem-solving techniques or thinking processes to show students how to approach tasks methodically. This strategy helps students internalize strategies that can be applied to future learning challenges.

Structured Routines

Establishing consistent routines is crucial for ensuring a productive and organized learning environment. These routines involve coordinated efforts from schools, teachers, tutors, and students to create a supportive framework for learning.

- **Pre-Session Preparation:** Schools organize students into appropriate groups and ensure they are familiar with the online platforms or tools that will be used. Teachers set session norms and schedule tutoring sessions when students are most receptive. Tutors align with these norms and ensure they are proficient with the digital tools and resources needed for the session.
- **Session Kickoff:** Before the session, students and parents respond to reminders, set up the necessary technology, and prepare for the lesson. Teachers reinforce session expectations, and tutors finalize their materials and handle any last-minute technical issues.
- **During the Session:** Teachers may assist with technical issues, ensuring a distraction-free environment. Students actively participate in the session, engaging with the material and minimizing distractions. Tutors maintain energy and focus, involving each student and ensuring that the learning objectives are met.
- **Post-Session Reflection:** After the session, teachers discuss progress with students, parents address any technical difficulties, and tutors provide individualized feedback. Follow-up planning ensures that the next session builds on what was learned.

Engagement Strategies

Engaging students effectively is key to ensuring that tutoring sessions are not only educational but also enjoyable. Tutors should use a variety of strategies to keep students actively involved in their learning.

- **Interactive Activities:** Incorporate games, discussions, and hands-on activities that make learning dynamic and engaging. These methods promote active participation and make learning enjoyable.
- **Personalized Learning:** Tailor instruction to meet each student's unique needs and interests. Personalized learning makes instruction relevant and meaningful, ensuring that students remain engaged and motivated.

- **Positive Reinforcement:** Use praise and rewards to encourage students. Positive reinforcement builds confidence and promotes a growth mindset, motivating students to persevere through challenges.
- **Goal Setting:** Help students set and achieve personal academic goals. Goal setting gives students a sense of ownership over their learning and fosters intrinsic motivation.
- **Student Voice:** Involve students in decisions about their learning and the structure of the tutoring program. Encouraging student input empowers them and increases their engagement.

Feedback and Reflection

Ongoing feedback is essential for keeping learning on track and ensuring that students are progressing toward their goals. Tutors should provide continuous feedback during sessions, making real-time adjustments to their teaching strategies as needed.

- **Reflection:** Encourage students to reflect on their learning at the end of each session. It allows students to consolidate what they have learned, recognize their achievements, and identify areas for further improvement.

By embedding these instructional strategies, routines, and engagement techniques into your tutoring sessions, you create a structured and supportive environment where students can thrive. Every session should be a step toward greater academic growth and success, guided by thoughtful planning, dynamic teaching, and continuous reflection.

Technological Integration

Incorporating technology into tutoring sessions can enhance the learning experience by making it more interactive and accessible. Use educational apps, online tools, and digital resources to diversify instructional methods and connect with students in ways that resonate with their everyday experiences.

- **Collaborative Learning:** Foster a collaborative learning environment through peer discussions and group problem-solving. This encourages students to learn from one another, enriching the experience with multiple perspectives.
- **Interactive Learning:** Move beyond traditional lecture formats by incorporating technology-driven activities that require hands-on participation. This approach helps students apply what they have learned in practical and engaging ways.

Technology Tools

Educational technology, often referred to as EdTech, encompasses a vast array of tools and resources designed to enhance the educational experience. This includes not only hardware such as

computers and tablets but also software applications, online platforms, and various digital resources. The scope of EdTech is broad, ranging from interactive whiteboards to sophisticated data analytics tools that track student progress and inform instructional decisions. When integrated into tutoring programs, technology can offer significant benefits, such as personalized learning experiences tailored to individual student needs, easy access to a wide range of resources, and the ability to provide real-time feedback and assessment. Moreover, EdTech can bridge geographical gaps, making tutoring services accessible to students regardless of their location, thus expanding the reach and impact of educational support.

When selecting technology tools for a tutoring program, several factors must be considered to ensure that the chosen solutions are effective and sustainable. Key considerations include ease of use, compatibility with existing systems, cost-effectiveness, and alignment with the specific needs of both students and tutors. It is crucial to select tools that are user-friendly and can be seamlessly integrated into the tutoring workflow. Evaluating software and platforms involves a thorough assessment of their features, reliability, and user reviews, as well as pilot testing with a small group of tutors and students to gauge effectiveness and usability. Additionally, the level of customer support and training offered by the vendor is essential, as it ensures that tutors and students can effectively utilize the tools. Online tutoring platforms, Learning Management Systems (LMS), interactive tools, communication platforms such as Zoom, Microsoft Teams, or Google Meet, and data analytics tools are all examples of EdTech solutions that, when chosen and implemented thoughtfully, can significantly enhance the tutoring experience by making it more engaging, interactive, and data-driven.

Platforms for Online Tutoring

Creating an online portal where tutors and students can access resources can significantly enhance the efficiency and effectiveness of a tutoring program. An online portal serves as a centralized hub that consolidates all necessary materials, making them easily accessible to both tutors and students at any time. This centralization not only streamlines the process of resource sharing but also ensures consistency in the materials used across the program. By having a single, organized platform, both tutors and students can focus more on the learning process rather than on locating and managing resources.

To maximize the portal's effectiveness, several key features should be incorporated. Regular updates to the repository are essential to ensure that the materials remain relevant and reflect the latest educational practices and content standards. A user-friendly interface is crucial, as it enhances the portal's accessibility and usability, allowing even those with limited technical skills to navigate it with ease. Incorporating search functionality within the portal will significantly improve efficiency, enabling users to quickly locate specific resources without having to sift through extensive lists. Additionally, organizing resources by subject, grade level, and type through categorization helps users find the materials they need with minimal effort, further streamlining the learning process. By thoughtfully designing the portal with these features, the tutoring program can provide a more effective, accessible, and user-friendly resource management system for all participants.

Tools for Tracking Progress and Communication

As highlighted previously, an LMS allows tutors to track student progress through various metrics such as assignment completion, quiz scores, and participation in discussions. This data can be used to identify areas where students may need additional support and to tailor instruction accordingly.

Summary

Effective tutoring uses well-aligned resources, strategic lesson planning, and technology to maximize impact. Aligned with Florida's B.E.S.T. Standards, tutoring sessions focus on specific goals, using structured routines and subject-specific resources. Key strategies include direct instruction, scaffolding, and modeling, alongside engagement techniques like interactive activities and personalized learning. Technology and online portals improve access, track progress, and facilitate collaboration, while feedback and reflection reinforce student growth.

15. Assessment, Monitoring, and Evaluation

Why Evaluate?

As discussed earlier, administrators of an effective tutoring program will evaluate in two specific ways to encourage an in-depth understanding of program functionality and impact. While these terms are defined at a greater length in Chapter 9, it is important to emphasize the importance that they play in why we assess, monitor, and evaluate throughout this process.

Formative evaluation, the ongoing assessment process that happens during the development or implementation of a program or project, will provide feedback and allow administrators to identify areas for improvement so that they can make adjustments in real time. Formative research aims to continuously enhance the effectiveness and quality of the program. Summative evaluation, which occurs at the end of the tutoring cycle, serves to identify whether the program met its goals and objectives by comparing the program's outcomes to established criteria. In order to conduct an effective summative evaluation, it is critical that, in the early development of a program, leaders define success metrics.

Defining Success Metrics

To effectively evaluate a tutoring program, it is essential to define clear success metrics. These metrics should align with the program's objectives and provide measurable indicators of success. These metrics serve as indicators of progress and can include:

- **Student Academic Performance:** Improvements in test scores, grades, and mastery of subject material.
- **Attendance Rates:** Regular attendance is a key indicator of student engagement and program consistency.
- **Student Engagement Levels:** Measured through participation in sessions, interaction with content, and feedback from both students and tutors.

Defining these metrics ensures that the evaluation is focused on the program's core goals, providing a clear framework for assessing its impact.

Evaluation goals should be closely aligned with the overall objectives of the tutoring program. This alignment ensures that the evaluation process is relevant and focused on the key outcomes that the program aims to achieve.

Data Collection and Analysis

Assessment plays a vital role in tracking student progress, informing instruction, and evaluating the overall success of the tutoring program. The primary objectives of assessment are to:

- **Identify Current Knowledge Levels:** Assessments help tutors understand where each student stands academically, allowing for personalized instruction.

- **Track Student Progress:** Regular assessments monitor improvements and highlight areas needing additional support.
- **Evaluate Program Effectiveness:** Data collected from assessments inform adjustments to tutoring strategies, ensuring continuous improvement.

Data collection includes both quantitative and qualitative methods:

- **Quantitative Data:** This includes test scores, attendance records, and grades—objective measures that can be analyzed statistically.
- **Qualitative Data:** Student, tutor, and teacher interviews, observations, and reflections provide deeper insights into students' experiences and learning processes, offering context to the quantitative outcomes.

Analyzing this data requires thoughtful interpretation, such as comparing pre- and post-assessment results, identifying trends, and using data to set short-term and long-term goals. Regular collaboration between tutors, teachers, and administrators ensures that data insights are used effectively to enhance instruction and drive program improvement.

Assessment Tools

Tutoring programs rely on a variety of assessment tools to monitor and evaluate student progress. Assessment tools in tutoring programs are essential for monitoring and evaluating student progress, providing feedback, and ensuring that instructional strategies are effective.

Formative and Summative Assessments

Formative assessments play a crucial role in this process, as they are conducted during the learning journey. These assessments, such as quizzes, exit tickets, and quick checks for understanding, allow tutors to track student progress in real time and make necessary adjustments to their teaching strategies. By offering immediate feedback, formative assessments help tutors identify areas where students may be struggling and provide targeted support to address these challenges. On the other hand, summative assessments are used to evaluate student learning at the end of a learning period. Examples include final exams, standardized tests, and end-of-term projects, which provide a comprehensive overview of student achievement and the overall effectiveness of the tutoring program. While used less frequently, these assessments are valuable for measuring long-term learning outcomes and determining whether the program's goals have been met.

Additional Assessment Formats

Performance tasks require students to apply their knowledge in real-world scenarios, allowing tutors to assess the student's ability to transfer and apply what they've learned. Self-assessments are also important, as they encourage students to reflect on their learning and identify areas for improvement, fostering metacognition and self-directed learning. Diagnostic assessments are

typically administered at the beginning of the program to identify students' strengths and areas for growth, helping tutors tailor instruction to individual needs.

Assessment Design

Designing effective assessments involves aligning them with the learning objectives of the tutoring program, ensuring that the assessments accurately measure the intended knowledge and skills. Furthermore, maintaining the validity and reliability of these assessments is crucial. Validity ensures that the assessments measure what they are supposed to, while reliability guarantees consistency in the results over time. By using well-designed assessment tools and procedures, tutors can collect accurate and trustworthy data, leading to more effective and impactful tutoring sessions.

Attendance and Engagement

In addition to academic assessments, attendance, and engagement metrics are critical for evaluating the effectiveness of a tutoring program. Regular attendance often correlates with higher student performance, while engagement metrics, such as participation in discussions and activities, provide insights into a student's commitment and interest in the learning process.

Feedback Mechanisms

Regular feedback collection is fundamental to the continuous improvement of a tutoring program. Engaging with students through surveys provides valuable insights into their experiences and how the program influences their engagement and learning. Similarly, seeking feedback from parents helps understand their perspectives, address concerns, and enhance the program's effectiveness. Tutors can contribute to the program's refinement by reflecting on their sessions and sharing insights during team meetings, promoting both professional growth and continuous improvement. Organizing focus groups with students, parents, and tutors enables in-depth discussions and diverse perspectives, which might not emerge from surveys alone. Establishing feedback loops, where feedback is consistently collected, analyzed, and applied to make informed improvements, ensures the program evolves in response to stakeholder input. Additionally, gathering feedback from teachers and school staff is crucial as it offers valuable insights into the program's effectiveness and areas needing enhancement. Implementing changes based on this feedback demonstrates a commitment to continuous improvement and responsiveness to the school community's needs.

Collecting and analyzing feedback is a critical component of maintaining and improving the effectiveness of a tutoring program. Gathering input from both students and tutors through various methods, such as surveys, interviews, and focus groups, provides essential insights into the program's strengths and areas for improvement. This feedback should be meticulously analyzed and used to inform necessary program adjustments, ensuring it continues to meet participants' needs. Input from other key stakeholders, including parents, teachers, and administrators, is also vital for gaining a comprehensive understanding of the program's impact. Regular engagement with these stakeholders offers diverse perspectives and helps identify areas for improvement that might not be immediately evident. Conducting a gap analysis is one effective method for pinpointing where the program may be falling short, comparing the current state with the desired outcomes, and identifying areas requiring attention. Once these areas are identified, it's crucial to prioritize

improvements based on their potential impact and feasibility, ensuring resources are allocated effectively and that high-impact changes are implemented first. Recognizing the contributions of tutors, teachers, and staff and sharing success stories that highlight the positive impact of collaboration can inspire continued efforts and showcase the achievements made possible through collective efforts.

Progress Monitoring

Progress monitoring tools are essential for keeping track of student performance and ensuring the tutoring program's effectiveness. Digital platforms like learning management systems (LMS), online gradebooks, and educational apps provide real-time data, enabling tutors to make timely adjustments to instruction. These platforms also facilitate communication between tutors and students, ensuring ongoing collaboration.

In smaller-scale programs or environments with limited access to technology, manual tracking methods (e.g., paper-based records, charts, and logs) remain valuable. Consistent and organized record-keeping, whether digital or manual, is essential for accurate progress monitoring and data-driven decision-making.

Evaluation and Continuous Program Improvement

Evaluation is a critical process for ensuring the ongoing success of a tutoring program. Regularly assessing the program's effectiveness allows for continuous improvement, accountability, and transparency. This evaluation involves:

- **Analyzing Data:** Using both statistical methods and qualitative insights to identify areas where the program is succeeding and where improvements are needed.
- **Making Adjustments:** Implementing changes based on feedback and data analysis helps keep the program responsive to evolving needs. Whether it's revising instructional methods or adjusting goals, flexibility is key to maintaining a successful program.
- **Reporting to Stakeholders:** Transparent reporting of evaluation results builds trust with stakeholders—such as administrators, parents, and funding bodies—and supports ongoing investment in the program.

By adopting structured frameworks like the Plan-Do-Study-Act (PDSA) model, tutoring programs can follow an iterative process of improvement. This involves planning changes, implementing them, studying the outcomes, and refining the approach based on results. Regularly revisiting goals and progress ensures that the program remains aligned with the needs of its students.

Promoting a Culture of Continuous Improvement

A culture of continuous improvement fosters innovation and growth within the tutoring program. Encouraging tutors, students, and stakeholders to share insights and contribute ideas helps create a dynamic environment where ongoing feedback is valued. Professional development opportunities, such as workshops and seminars, equip tutors with the latest instructional strategies and technologies, ensuring that they continue to deliver high-quality instruction.

By staying current with educational trends and embracing a mindset of growth and innovation, tutoring programs can remain adaptable, effective, and impactful in meeting the evolving needs of students.

Summary

Assessment, monitoring, and evaluation are critical to the success of tutoring programs. Defining clear success metrics, such as academic performance, attendance, and engagement, ensures alignment with program goals and provides measurable indicators of progress. Data collection involves both quantitative methods, like test scores and attendance records, and qualitative approaches, such as interviews and observations, to track student progress, inform instruction, and evaluate program effectiveness. Formative assessments guide real-time adjustments, while summative assessments measure long-term outcomes. Additional tools like diagnostic assessments and performance tasks support tailored instruction. Regular feedback from students, parents, tutors, and other stakeholders identifies areas for improvement and informs necessary adjustments. Progress monitoring, through digital platforms or manual methods, enables timely interventions and collaborative decision-making. Continuous program evaluation, using frameworks like Plan-Do-Study-Act (PDSA), ensures accountability and flexibility. By fostering a culture of improvement through professional development and innovation, tutoring programs remain adaptable and impactful in meeting the needs of students.

16. Community and Stakeholder Engagement

Communication Strategies

Effective communication is a cornerstone of successful tutoring programs, ensuring that all stakeholders are informed, engaged, and supportive of the program's goals. Regular updates to stakeholders (e.g. parents, community leaders, etc.) about program progress and student achievements are essential in keeping everyone involved and committed. By providing these updates consistently, stakeholders remain aware of the program's developments and successes, fostering a sense of shared responsibility and pride.

Means and Methods

Utilizing multiple communication channels, such as emails, newsletters, social media, and school websites, is crucial for reaching a broad audience. Each channel serves a unique purpose and audience, ensuring that information is accessible to all members of the community. In addition to providing updates, fostering an open dialogue with students, parents, and tutors is vital for addressing concerns and gathering feedback. This open communication builds trust, encourages collaboration, and ensures that the program remains responsive to the needs of its participants. Moreover, communication must be culturally sensitive, respecting and valuing the diversity within the community. By being culturally aware, programs can enhance inclusivity and engagement, making all stakeholders feel valued and understood. Clear messaging is also essential, as it prevents misunderstandings and ensures that all communication is concise and accessible, helping to maintain a positive and transparent relationship with the community.

Maintaining Stakeholder Relationships

Building strong relationships with stakeholders is critical for ensuring ongoing support for tutoring programs. Regular communication is key to maintaining these relationships, as it keeps stakeholders informed, engaged, and invested in the program's success. Effective strategies include maintaining regular updates through newsletters, holding meetings with stakeholders to discuss program developments, and providing detailed reports on program outcomes and impact. Collaboration is another vital component, as working together with stakeholders to identify and address program needs ensures that their perspectives and expertise are integrated into the decision-making process. By involving stakeholders in program planning and decision-making, the program gains valuable insights and fosters a sense of ownership and commitment among all parties involved. This collaborative approach with stakeholders, particularly in program planning and decision-making, ensures that their insights and expertise are leveraged, strengthening the program's foundation.

Highlighting Success

Promoting the visibility of a tutoring program is essential for attracting support and resources that contribute to its sustainability and growth. Marketing and outreach strategies play a significant role in this effort. Utilizing social media platforms to share program updates and success stories can effectively engage a wider audience, including potential supporters and collaborators. Participating

in community events is another powerful way to raise awareness and engage with the public, demonstrating the program's value and impact within the community. Additionally, seeking media coverage can highlight the program's achievements and broaden its reach, attracting further interest and resources. By actively promoting the program, stakeholders and the broader community become more aware of its benefits, which can lead to increased support and involvement.

Showcasing success stories is another impactful way to demonstrate the effectiveness of tutoring programs and attract ongoing support. Sharing student testimonials provides personal insights into how the program has positively affected individual students, making the program's impact more relatable and compelling. Developing case studies that highlight successful program outcomes offers a more detailed analysis of how the program has contributed to student achievement, providing evidence of its effectiveness. Visual content, such as videos and infographics, can be particularly powerful in showcasing the program's impact, as it engages audiences in a dynamic and easily digestible format. These success stories not only validate the program's efforts but also inspire continued involvement and support from stakeholders and the broader community.

Parent and Community Involvement

Parental involvement is a critical factor in fostering student success. Extensive research consistently demonstrates that students whose parents are actively engaged in their education tend to perform better academically, exhibit improved behavior, and maintain higher attendance rates. This involvement creates a supportive learning environment that extends beyond the classroom, reinforcing the value of education at home. When parents are engaged, students are more likely to feel motivated and valued, which can significantly enhance their academic achievement and overall well-being. Parental involvement not only benefits individual students but also contributes to a more positive and inclusive school culture, where the emphasis on education is a shared responsibility between educators and families.

Building a Network of Support

Engaging parents in the educational process also helps build a supportive community around the school. When parents, teachers, and administrators collaborate effectively, they create a network of support that benefits students and enhances the overall educational experience. This collaboration can lead to an improved school culture, where resources are more readily available and there is a stronger sense of community. By working together, these stakeholders can address challenges more effectively and create an environment where every student has the opportunity to thrive. The collective efforts of parents, educators, and the broader community are essential for building a school environment that is conducive to learning and personal growth.

Encouraging Involvement

Active involvement of parents and the community is essential for the success of tutoring programs. Schools can organize workshops and informational sessions to educate parents about the tutoring program and how they can support their children's learning. These sessions help build understanding and garner support from parents, empowering them to become more effective educational partners. Additionally, involving community members as volunteer tutors or mentors strengthens the support network for students, offering them additional resources and guidance.

Developing partnerships with local organizations can further enhance the program by bringing in additional expertise and resources. Establishing regular communication channels with parents and community members ensures that they remain informed and engaged, which is crucial for maintaining their involvement. Hosting recognition events to honor the contributions of parents, volunteers, and community partners helps build a sense of community and appreciation, reinforcing the importance of their roles in the educational process.

Prioritize Consistent Communication

Effective communication is vital for maintaining strong relationships between schools, parents, and the community. Regular updates through newsletters, emails, and other communication tools keep parents informed about their child's progress, upcoming events, and important announcements. This consistent communication helps build trust and ensures that parents are actively involved in their child's educational journey. Parent-teacher conferences offer valuable opportunities for direct communication between parents and educators, allowing for personalized discussions about a student's strengths, areas for improvement, and strategies for support. These conferences should be characterized by active listening, clear communication, and collaborative goal-setting, ensuring that both parents and teachers are aligned in their efforts to support the student.

Resources for Families

Providing parents with resources to support their child's learning is a crucial component of parental involvement. Educational workshops can empower parents with the knowledge and skills they need to help their children succeed academically. These workshops can cover a range of topics, such as literacy development, math strategies, and effective study habits, making parents feel more confident and capable in their role as educational partners. In addition to in-person workshops, online resource portals can provide parents with easy access to educational materials, tools, and information. These portals can include instructional videos, reading lists, and interactive activities that parents can use to reinforce their child's learning at home. Ensuring that these resources are user-friendly and accessible is key to their effectiveness, as it enables parents to actively participate in their child's education regardless of their own educational background or time constraints.

Communication Strategies

Establishing an Effective Ecosystem

Collaboration between tutors and school staff is pivotal in enhancing student outcomes, as it fosters a cohesive learning environment tailored to meet the individual needs of each student. When tutors and teachers work together, they can share valuable insights and strategies that address specific academic challenges, leading to improved performance and overall well-being for students. This partnership allows for a more holistic approach to education, where both tutors and school staff contribute to a unified plan of action that aligns with the student's academic journey. By creating a collaborative atmosphere, students receive consistent messages and support from all sides, which reinforces their learning and fosters their academic growth.

A unified support system is crucial for ensuring that all educational stakeholders are working towards common goals. Regular communication and collaboration among tutors, teachers, and school staff are key components of this system, as they help create a consistent and supportive learning environment for students. This unified approach enables the identification and resolution of any gaps in support, ensuring that students receive comprehensive assistance tailored to their unique needs. By aligning efforts and maintaining open lines of communication, the educational team can provide a more seamless and effective support network, which is essential for fostering student success.

Fostering Trust and Respect

Building strong partnerships between tutors and school staff begins with establishing trust and mutual respect. Open and honest communication is fundamental to this process, as it demonstrates a shared commitment to the goal of student success. Trust can be cultivated through regular interactions, transparency in decision-making, and a willingness to listen and respond to each other's concerns and suggestions. These elements create a collaborative environment where all parties feel valued and are more willing to contribute their best efforts. Regular communication channels, such as scheduled meetings, email updates, and collaborative platforms, are also essential for maintaining these strong partnerships. Consistent communication ensures that everyone remains on the same page and can quickly address any issues, fostering a more effective and supportive educational environment.

The Importance of Roles and Time Management

Defining clear roles and responsibilities is crucial for effective collaboration between tutors and school staff. Each party must understand their specific duties and how they contribute to the overall goals of the tutoring program. This clarity helps prevent misunderstandings and ensures that tasks are completed efficiently. However, while individual roles are important, identifying shared responsibilities is equally critical. Collaborative tasks, such as monitoring student progress and adjusting instructional strategies, should be approached as joint efforts. This shared responsibility not only fosters a sense of teamwork but also encourages collective ownership of student success, which is vital for the program's effectiveness.

Coordinating tutoring schedules with classroom activities is essential for maximizing the impact of tutoring sessions. Tutors should work closely with teachers to understand the curriculum and upcoming assignments, ensuring that tutoring sessions complement and reinforce classroom learning. This alignment helps students see the relevance of tutoring in their overall academic progress and enables them to apply what they learn in both settings. Flexible scheduling options are also important to accommodate the diverse needs of students and school staff. Offering tutoring sessions before or after school, during lunch breaks, or even on weekends provides students with multiple opportunities to receive the support they need, ensuring that no student is left without the necessary resources to succeed. By prioritizing coordination and flexibility, tutoring programs can better support student learning and contribute to their overall academic success.

Collaborating with Local Organizations and Businesses

Community outreach programs can build support for tutoring initiatives by involving local residents, organizations, and leaders. Outreach efforts might include informational sessions, volunteer recruitment drives, and partnerships with community groups. Social media platforms are powerful tools for engaging the community, sharing success stories, and soliciting donations. Regular updates, interactive content, and targeted campaigns can increase visibility and support for the tutoring program.

Mentorship and Collaboration for Professional Development

Creating a strong support system is crucial for the success and sustainability of tutoring programs, both for the professional development of tutors and the overall impact of the program. One of the most effective ways to support tutors is through a structured mentorship program. Pairing new tutors with experienced mentors can provide invaluable guidance and support, helping them navigate challenges and develop their skills more effectively. Regular check-ins between mentors and mentees allow for ongoing communication, where tutors can discuss their progress, share difficulties, and receive tailored advice. Additionally, offering professional development opportunities, such as workshops or training sessions, ensures that tutors continue to grow in their roles, stay updated with the latest educational practices, and remain motivated and engaged. This mentorship approach not only improves tutor retention but also enhances the overall quality of the tutoring provided.

Building strong community partnerships is another essential component in creating a robust support system for tutoring programs. These partnerships can significantly enhance the program's sustainability by providing additional resources, support, and opportunities for collaboration. Partnering with local businesses, for instance, can lead to sponsorships or in-kind donations that reduce costs and expand the program's reach. Collaborating with non-profit organizations can help extend the program's impact by tapping into their networks and expertise, allowing for broader and more inclusive service delivery. Engaging volunteer networks within the community can also be a powerful strategy, as it brings in additional hands-on support, fosters a sense of community involvement, and strengthens the overall mission of the tutoring program. By leveraging these partnerships, tutoring programs can build a more resilient, resource-rich environment that benefits students, tutors, and the community as a whole.

Support Systems for Tutors

Building a strong support system for tutoring programs also involves multiple strategies that go beyond mentorship and community partnerships. Establishing peer support networks, such as collaborative groups and online forums, fosters a sense of community among tutors, allowing them to share experiences, strategies, and challenges. Comprehensive onboarding programs are also crucial, with orientation sessions and resource guides ensuring that new tutors start with a solid foundation and have ongoing access to information. Feedback mechanisms, including regular

surveys and feedback loops, are essential for continuously improving the program by identifying areas where additional support may be needed and ensuring that tutors feel heard and valued.

In addition to these foundational elements, providing access to mental health and wellbeing resources, such as counseling services and wellbeing workshops, supports tutors in managing stress and maintaining a healthy work environment. Recognition and reward systems, like Tutor of the Month awards and professional development incentives, help keep tutors motivated and appreciated. Administrative support, through dedicated coordinators and tools that reduce logistical burdens, ensures that tutors can focus more on teaching. Finally, engaging parents and families through workshops and regular communication strengthens the broader support network around students, enhancing the overall effectiveness of the tutoring program. By integrating these strategies, a tutoring program can create a robust, multi-faceted support system that promotes both tutor satisfaction and student success.

Summary

Effective tutoring programs rely on strong, collaborative relationships with parents, school staff, and community partners. By keeping everyone informed through regular updates and creating open channels for feedback, programs can build a supportive network around students. Engaging parents with resources, such as workshops and online tools, empowers them to reinforce learning at home. Partnerships with local organizations bring additional resources, from volunteers to funding support, while coordinated efforts with school staff align tutoring with classroom goals. This integrated approach fosters a community committed to student success and builds long-term investment in the program.

17. Sustainability and Scalability

Budgeting

Budgeting is a critical step in ensuring the sustainability and effectiveness of tutoring programs. A well-structured budget helps in planning, allocating resources, and monitoring expenditures. It includes detailed projections of all costs associated with the program, from salaries to materials and technology.

Key expenses in a tutoring program typically include personnel costs, training and development, materials and supplies, technology, facility costs, transportation, and marketing. Understanding these expenses helps create a realistic budget and identify potential funding gaps.

Effective resource allocation is critical for sustainability. This involves prioritizing spending and ensuring that resources are used efficiently. Key strategies include:

- **Budgeting:** Creating a detailed budget that accounts for all program expenses.
- **Prioritization:** Allocating resources to the most impactful areas, such as tutor training and student support.
- **Monitoring:** Regularly reviewing resource allocation to identify and address inefficiencies.

Budget Management

Creating a detailed budget plan is a fundamental step in ensuring the transparent and efficient use of funds within a tutoring program. This plan should comprehensively outline all expenses, including tutor salaries, educational materials, technology, and other operational costs. By meticulously detailing these expenses, the program can ensure that every financial aspect is accounted for, reducing the likelihood of unforeseen costs and enabling better financial management. A well-structured budget plan not only aids in the smooth execution of the program but also provides clarity and transparency to stakeholders and funders, fostering trust and confidence in the program's financial stewardship.

Effective financial oversight is critical to maintaining accountability and ensuring that funds are used appropriately and transparently. Assigning a dedicated financial manager to oversee the budget is essential for monitoring expenditures and making sure that funds are allocated efficiently. Regular financial reporting and adherence to accounting standards are key components of this oversight, providing a clear record of how funds are being used. Additionally, conducting regular audits further strengthens financial accountability by offering an independent review of financial practices. These audits build trust with stakeholders and funders by demonstrating responsible management of resources, which is crucial for maintaining ongoing support and funding.

Including a contingency fund in the budget is vital for addressing unexpected expenses that may arise during the program's operation. Contingency planning ensures that the program can continue

smoothly even in the face of unforeseen financial challenges, providing a safety net that prevents disruptions. Alongside contingency planning, regularly conducting cost-benefit analyses is important for assessing the financial efficiency of the program. The U.S. Department of Defense has a simple breakdown of cost-benefit analysis [here](#). This analysis helps identify areas where costs can be reduced without compromising the quality of the services provided. By continuously evaluating the cost-effectiveness of the program, decision-makers can make informed adjustments that enhance financial sustainability.

Prioritizing spending is important for ensuring that funds are directed toward areas that have the greatest impact on the program's effectiveness. Key areas such as tutor salaries, training, and educational materials should be prioritized, as they directly contribute to the quality of the tutoring provided. Regularly reviewing and adjusting the budget based on the program's needs and outcomes ensures that resources are used efficiently and that any emerging needs are promptly addressed. By maintaining a focus on high-impact areas, the program can maximize its effectiveness while staying within budget constraints, ultimately contributing to better student outcomes and program success.

Sustaining long-term funding is critical for the longevity and success of any tutoring program. Developing a comprehensive funding plan is essential for securing and maintaining financial support over the long term. This plan should include strategies for diversifying funding sources, reducing reliance on a single source, and enhancing financial stability. Potential funding sources could include government grants, private donations, corporate sponsorships, and fundraising events. By cultivating a diverse funding portfolio, the program can mitigate the risks associated with funding shortfalls and ensure continued operation even in challenging financial climates. Additionally, having contingency plans in place for potential funding shortfalls further strengthens the program's financial resilience, ensuring that it can continue to provide valuable services to students over the long term.

Scaling Best Practices

Launching pilot programs in a few schools can be a first step in implementing a new tutoring model. These pilots provide a controlled environment to test the program, identify any initial challenges, and gather valuable data. By starting on a smaller scale, the program can be refined and improved before broader implementation. Collecting feedback from students, tutors, teachers, and administrators during the pilot phase is crucial. This feedback helps pinpoint what works well and what needs adjustment, ensuring that any necessary changes are made to enhance the program's effectiveness.

Engaging stakeholders early in the pilot process is also key to building support for the program. Involving teachers, parents, and administrators from the outset fosters a sense of ownership and commitment, making them more likely to advocate for the program as it expands. Their insights can also help tailor the program to better meet community needs. Thorough documentation of the pilot process, including challenges, solutions, and outcomes, is important for scaling the program to additional schools. This documentation serves as a roadmap, helping to apply lessons learned and increase the chances of success as the program grows.

Expanding Successful Models

Gradual rollout is an effective strategy for expanding a tutoring program, beginning with the schools most in need and gradually scaling up. This phased approach allows for manageable growth, ensuring that each new phase is well-supported and that the program can adapt to any challenges that arise during implementation. By expanding in stages, the program can maintain focus on quality and effectiveness while ensuring that the necessary resources and support are in place for each new group of schools.

To ensure consistency and quality across all schools as the program expands, it's essential to document and share best practices. This helps maintain high standards and replicates successful strategies in new settings. Establishing support structures, such as regional coordinators and training hubs, provides ongoing guidance and assistance to schools as they implement the program. Investing in capacity building for schools and tutors is also crucial for the program's long-term sustainability, enabling them to manage and deliver the program independently. Additionally, developing evaluation metrics to monitor the success of the scaled program is key to ensuring that it remains effective and continues to have a positive impact. Continuous evaluation allows for ongoing adjustments and improvements, keeping the program on track as it grows.

Strategies for Continued Success

Ensuring that tutoring programs maintain high-quality standards is crucial for their success and impact. One effective strategy is to conduct regular program audits, which serve as a comprehensive review of the program's effectiveness. These audits can include performance reviews that assess tutor effectiveness and student outcomes, ensuring that the tutoring provided is meeting the desired educational goals. Additionally, collecting feedback from students, tutors, and stakeholders during these audits is essential for gaining insights into the program's strengths and areas for improvement. Based on the findings from the audits, developing targeted improvement plans helps address any identified issues, thereby enhancing the overall quality of the program.

Implementing robust quality assurance measures is another key aspect of maintaining high standards in tutoring programs. Standardized procedures for tutoring sessions and assessments ensure consistency across the program, providing a uniform framework that all tutors can follow. Comprehensive training programs are also vital, equipping tutors with the necessary skills and knowledge to deliver high-quality instruction aligned with the program's standards. Continuous monitoring of the program's quality through regular check-ins and assessments allows for ongoing adjustments to be made, ensuring that the program remains effective and meets its goals over time.

To stay relevant and effective, tutoring programs must adapt to the ever-evolving landscape of education. Staying informed about the latest educational trends is essential for this adaptability. Tutors and program administrators should engage in professional development opportunities to keep up with new teaching methodologies, technological advancements, and educational research. Regularly reviewing current research and best practices in education ensures that the program is grounded in proven strategies. Networking with other educators and professionals also provides

valuable insights and allows for the sharing of innovative ideas and successful practices, further enhancing the program's ability to meet evolving educational needs.

Flexibility in program design is crucial for adapting to the diverse and changing needs of students. Developing a customizable curriculum that can be easily adjusted to cater to different learning styles and educational requirements is a key strategy. This flexibility allows the program to be responsive to the specific needs of each student, ensuring personalized learning experiences. Additionally, implementing responsive planning processes enables quick adjustments to be made when necessary, keeping the program aligned with current demands. Establishing feedback loops where input is continuously gathered from students, tutors, and stakeholders is also essential. These feedback loops allow the program to make ongoing changes that reflect the needs of the participants, ensuring that the tutoring remains effective and relevant.

Summary

Sustainability and scalability in tutoring programs depend on effective budgeting, resource allocation, and long-term funding strategies. A detailed budget that accounts for personnel, materials, technology, and operational costs ensures transparent financial management. Regular monitoring, audits, and contingency planning strengthen accountability and financial resilience. Diversifying funding sources, such as grants, donations, and sponsorships, mitigates risks and secures ongoing support.

Scaling best practices begins with pilot programs to test and refine models before broader implementation. Engaging stakeholders early fosters community support and enables tailored program design. Gradual rollout prioritizes high-need schools and ensures quality through documented best practices, regional support, and capacity building. Regular evaluation during scaling maintains program consistency and effectiveness.

To sustain success, programs must adapt to evolving educational needs by staying informed on trends, fostering professional development, and implementing robust quality assurance measures. Flexibility in curriculum and feedback-driven adjustments ensure personalized and relevant learning experiences, supporting long-term impact and scalability.

18. School and District Safety and Security

As part of our commitment to safety, Florida schools adhere to comprehensive security protocols guided by the [Florida Department of Education \(FDOE\) Office of Safe Schools](#). Tutors and visitors must be aware of essential procedures to ensure a safe environment for students, staff, and the community.

Need to Knows

- Check-In Requirements
 - [Jessica Lunsford Act](#) Compliance: All tutors and visitors must sign in upon entering and sign out upon leaving the campus using the designated Check-In System. This system is essential for tracking campus access and ensuring compliance with security requirements.
 - Identification: Tutors, volunteers, and contract personnel must wear visible identification badges at all times, according to [F.S. 1012.467\(8\)\(a-d\)](#).
- Background Screening
 - Level 2 Screening: Personnel with direct student contact (including tutors) require Level 2 background checks, according to [F.S.1012.467\(7\)\(a\)](#). This screening must be completed before access to campus is granted.
 - Quarterly Verification: Schools will regularly verify that all contract personnel have completed Level 1 or Level 2 screenings, as applicable, ensuring ongoing compliance.
- School Safety Officers (SRO/SSO/Guardians)
 - Presence on Campus: [F.S.1006.12](#) dictates that School Resource Officers or designated Guardians must be present during school hours and special events. All security personnel must sign in/out daily.
- Emergency Drills and Procedures
 - Monthly Drills: Fire and lockdown drills are conducted monthly. Tutors and visitors are expected to follow staff directions and participate as required, per [F.A.C. 6A-1.0018](#).
 - Active Assailant Training: Per [F.S.1006.07](#), all personnel, including visitors, should familiarize themselves with emergency response procedures. Training sessions are held annually, with participation required to maintain awareness of emergency protocols.
- Incident Reporting

- Timely Notification: Any incident involving a safety concern (e.g., unlocked doors, threats, or injuries) should be reported immediately to school staff, per [F.S.1006.07\(4\)\(b\)](#).
- Parental Communication: In the event of significant incidents, schools will notify parents in consultation with local authorities to ensure coordinated responses.
- Threat Assessment and Mental Health Resources
 - Threat Reporting: The [FortifyFL](#) app allows students, staff, and community members to report suspicious activity. Schools display information about FortifyFL on their websites and campus.
 - Mental Health Support: School districts must offer access to mental health services, pursuant to [F.S.1006.041](#). Tutors and visitors should be aware of referral processes and support resources available on campus.
- Visitor Access and School Security
 - Access Points: As of August 2024, all Florida school gates and doors must remain closed and locked, according to [F.S.1006.07\(6\)\(f\)](#). Tutors and visitors should enter only through designated access points and adhere to all security procedures.
 - Panic Alert System: [F.S.1006.07\(4\)\(c\)](#) dictates that Florida public schools must have mobile panic alert systems to coordinate emergency responses with local authorities. These systems are accessible throughout each campus.

Compliance and Enforcement

All tutors and visitors are expected to follow these guidelines to maintain a secure environment. Violations may result in restricted campus access and corrective actions as per Florida Statutes and Administrative Code.

Summary

Florida schools prioritize safety with strict security protocols guided by the FDOE Office of Safe Schools, ensuring a secure environment for students, staff, and visitors. Key measures include check-in requirements under the Jessica Lunsford Act, where tutors and visitors must sign in and wear identification badges on campus. Tutors undergo Level 2 background screening before working with students, with periodic verification to ensure ongoing compliance. School Resource Officers or designated guardians are present, and emergency protocols involve regular drills, active assailant training, and immediate incident reporting. Schools also provide mental health resources and a threat-reporting app, FortifyFL, to encourage proactive safety measures. Access points are monitored, with entry restricted to designated areas and supported by campus-wide mobile panic alert systems to enable rapid responses. Non-compliance with these procedures may lead to restricted access, ensuring adherence to Florida safety standards.

19. Toolkit and Resources

The resources and links in this section are intended to provide stakeholders with additional information and tangible supports for building and maintaining High-Impact Tutoring programs. As new resources become available, they will be added to this comprehensive list.

Basics

- [What is High-Impact Tutoring?](#): Adaptable presentation of evidence of effectiveness and characteristics of high-impact tutoring.
- [Tutoring Research Synthesis/Agenda](#): Synthesis of existing research outlining key drivers of effectiveness in successful tutoring programs.
- [Types of Tutoring: Effectiveness](#)
- [Design Principles for Accelerating Student Learning With High-Impact Tutoring](#) (research brief)
- [High-Impact Tutoring Standards](#): A set of standards established by a diverse group of researchers and practitioners ([TOIS Advisory Group](#)) that identify the key characteristics of an effective tutoring program.

Program Design

- [Tutoring Program Model Dimensions Planning Tool](#)
- [Developing a Value Proposition](#)
- [Logic Model Guidance and Template](#)
- [Tutoring Program Selection Toolkit](#)

Tutors

Recruitment and Selection

- [Tutor Job Description Guidance](#)
- [Tutor Recruitment Strategy](#)
- [Recruiting College Students to be Tutors](#)
- [Tutor Selection Strategy](#)
- [Blue Engine Teaching Apprentice Job Description](#)
- [Webinar: Scaling Tutoring through Federal Work-Study Partnerships](#)

- [Tutor Recruitment and Selection Implementation Checklist](#)

Screening and Expectations

- [Tutor Background Check Guidance](#)
- [Setting Expectations with Tutors](#)

Training and Support

- [Pre-Service Training Guidance](#)
- [In-Service Training & Support Guidance](#)
- [Tutor Training Toolkit](#)
- [Saga Tutor Training Topics](#)
- [Pre-Service Training Course](#)
- [Professional Learning Toolkit for Early Literacy Tutors](#)
- [Tutor Training Topic Guidance](#)

Tools for Tutor Evaluation

- [Tutor In-Service Training and Support Guidance](#)
- [Example Partial Rubric](#)
- [Example Tutor Fidelity Checklist](#)

Instruction

Content

- [Aligning Tutoring Curriculum to School Curriculum](#)
 - [Webinar: Aligning Tutoring Curriculum to School Curriculum](#)
- [Saga Sample Lesson Activity](#)
- [Personalizing a Tutoring Session](#)
 - [Webinar: Personalizing Tutoring Sessions](#)
- [Accessibility Checklist](#)
- [Tips for Creating Data-Informed Student Groups](#)
- [Webinar: Session Content](#)
- [Saga Middle Grades Math Tutoring Materials](#)

Structure

- [Example Tutoring Session Structure](#)
- [Webinar: Session Structure](#)

Facilitation

- [Facilitation Moves Checklist: One-on-One Tutoring](#)
- [Effective Facilitation Guidelines: Small-Group Tutoring](#)

Relationship-Building

- [Strong, Academically Focused, Tutor-Student Relationships](#)
- [Relationship-Building Activities](#)
- [Culturally Relevant and Inclusive Tutoring](#)
- [Cultivating a Growth Mindset](#)
- [Matching Tutors with Students](#)

Learning Integration

- [Tutor-Family Communication: Crafting an Introductory Statement for Families](#)
- [High-Impact Tutoring: Family and Caregiver Toolkit](#)
- [Parent Permission Slip for In-School Tutoring: English and Spanish](#)
- [Tutor-Family Communication Continual Updates](#)
- [Tutor-Student Goal Setting Conferences](#)
- [Goals Master List Example Tracker](#)
- [School-Program Communication: Kickoff Meeting Agenda](#)
- [Teacher-Tutor Communication: Kickoff Meeting Agenda](#)
- [Teacher-Tutor Communication: Continual Updates](#)

Data Use

Actionable Steps

- [Webinar: How to use data to improve K-12 Tutoring](#)

Measures & Data Collection

- [Developing a Performance Measurement Plan](#)
- [Performance Measurement Plan Template](#)
- [Data Collection Tools Examples \(Surveys, Rubrics, and Assessments\)](#)
 - [Tutoring Surveys](#)
- [Student Data Privacy Guidance](#)

Evaluation & Improvement

- [Developing Routines for Regular Data Review](#)
- [Standard Data Review Protocol](#)
- [Student Data Review Protocol](#)

Implementation

- [Challenges and Solutions to Implementing Tutoring at Scale](#)
- [Early Lessons from Implementing High-Impact Tutoring at Scale](#)
- [Learning Curve: Lessons from the Tutoring Revolution in Public Education](#)
- [Outcomes-Based Contracting for Tutoring: Insights and Recommendations](#)
- [Integrating High-Impact Tutoring with Multi-tiered Systems of Support \(MTSS\)](#)
- [Paraprofessionals as High-Impact Tutors: Opportunity and Guidance](#)

Scheduling Support

- [Tennessee Score Scheduling Guidance](#) (developed by [Public Impact](#) for Tennessee) Pages 9-13
- [NSSA District Playbook: Scheduling Sessions](#)
- [Master Schedule Examples: Texas Education Agency](#)
- [Site Visit Checklist](#)

NSSA Tools for Tutoring

- <https://studentsupportaccelerator.org/tutoring/tool-appendix/tutors>

20. Glossary of Common Tutoring Language

Term	Synonym	What it Is	What it Is Not
High-Impact Tutoring	High Dosage Tutoring, High-Intensity Tutoring	A tutoring approach that responds to individual student needs and complements existing curricula, characterized by frequent, consistent sessions aligned closely with classroom content, often resulting in significant improvements in student outcomes.	Sporadic or unstructured tutoring sessions.
Tutoring	Additional Time on Task	A form of teaching provided one-on-one or in small groups, focusing on specific academic goals and providing support outside of regular classroom instruction.	Homework help, Tier 2 or Tier 3 intervention, mandatory support for ESE or ELL students.
Intervention	Targeted Instruction	Instructional strategies designed to address specific learning gaps and needs, supplementing general education to improve student achievement.	General tutoring without specific focus areas.
Tutor		An individual who provides academic support and instruction to students, either professionally or voluntarily.	An untrained helper or peer without formal teaching skills.
Integrated During School Day		Tutoring sessions scheduled within regular school hours, integrated into the school day.	After-school or weekend tutoring.
Evidence-Based	Research-Based	Tutoring practices grounded in scientific research demonstrating effectiveness in improving student outcomes.	Anecdotal or unproven methods.
Virtual Tutoring	Online Tutoring	Tutoring conducted online using digital platforms and tools, enabling remote learning and access to resources.	In-person or face-to-face tutoring.

Augmented Tutoring	Enhanced Tutoring	Tutoring that incorporates additional tools and resources to enrich the learning experience.	Standard or traditional tutoring without technological enhancements.
AI (Artificial Intelligence)	Adaptive Learning	The use of computer systems to perform tasks typically requiring human intelligence, such as adaptive learning platforms in tutoring.	Human-led tutoring without technological enhancements.
Automated Tutoring	Computer Program or Product	Tutoring processes carried out with minimal human intervention, using technology for delivery.	Manual or human-driven tutoring processes.
In-School Tutoring	On-Site Tutoring	Tutoring provided within the school premises during or after regular school hours.	Tutoring conducted outside of school settings.
Out-of-School Tutoring	Off-Site Tutoring	Tutoring that occurs outside of regular school hours or off school premises, such as at a community center or home.	In-school or during-school-hours tutoring.
Professional Learning	Professional Development	Continuous training and development opportunities for educators and tutors to enhance their instructional skills.	One-time workshops or informal learning experiences.
Standard Focus	Learning Standards	Educational objectives or descriptions of what students are expected to know and be able to do at specific stages of education.	Unstructured or generalized learning goals without clear standards.
Pre-Assessment	Diagnostic Assessment	An assessment given to determine students' prior knowledge or skills before learning begins, used to establish a baseline for instruction.	Post-assessment or summative evaluation.
Formative Assessment	Ongoing Assessment	Continuous checks for understanding throughout a lesson or unit, ranging from formal to informal, to monitor and adjust teaching.	Summative assessment, which evaluates learning at the end of an instructional period.
Summative Assessment	Final Evaluation	A culminating task or assignment that checks for mastery of the learning goals at the end of a lesson or unit.	Formative assessment used during the learning process.

Reading Endorsed Teacher	Certified Reading Specialist	A teacher with specialized training and certification in teaching reading, often required for certain instructional roles.	A general classroom teacher without specific reading certification.
Certified Teacher	Licensed Educator	An educator who has met state certification requirements for teaching in their subject area or grade level.	An uncertified or substitute teacher.
Trained Tutor	Skilled Tutor	A tutor who has undergone specific training programs to deliver effective tutoring aligned with best practices.	An untrained individual providing informal tutoring.
Private Tutor	Personal Tutor	A tutor hired privately by parents or guardians to provide personalized instruction outside of school.	A school-appointed or volunteer tutor.
Paraprofessional	Teacher's Aide	An educational support professional who assists teachers in the classroom, often including roles in tutoring and support.	A fully certified teacher or tutor.
Future Educator	Teacher-in- Training	A student or individual preparing to become a certified teacher, often involved in tutoring as part of their training.	A fully certified and experienced teacher.
College Student	Undergraduate Tutor	A university student who may provide tutoring services, often through programs associated with their institution.	A professional tutor with extensive experience.
Professional Volunteer	Skilled Volunteer	An individual with professional expertise who volunteers their time to tutor students.	A paid tutor or a non-professional volunteer.
Parent/Home-Based Tutoring	Family Tutoring	Tutoring provided by parents or guardians at home, often personalized to the child's needs.	Professional or school-based tutoring.

Community Volunteer	Civic Tutor	A member of the community who volunteers to tutor students, often through local programs or initiatives.	A paid professional tutor.
High School Student	Peer Tutor	A high school student who provides tutoring to peers, often through school-sponsored programs.	A certified or professional tutor.
Peer Tutoring	Collaborative Learning	A tutoring model where students tutor other students, usually within a similar age or grade range.	Teacher-led or adult tutoring.
Monitor	Supervisor	An individual who oversees tutoring sessions to ensure they run smoothly and effectively.	A tutor actively engaged in delivering instruction.
Software	Educational Tools	Digital applications and tools used to facilitate and support tutoring and learning.	Traditional textbooks or physical materials.
Bot	Chatbot, Automated Tutor	An automated software program that provides basic tutoring or support through artificial intelligence.	A human tutor.
Proficiency	Competency Level	A measure of a student's ability to perform at a grade-appropriate level in a particular subject.	General or unmeasured ability.
One-on-One Tutoring	Individualized Tutoring	A tutoring model where one tutor works with one student at a time, providing personalized and focused instruction.	Group instruction or generalized teaching.
Small-Group Tutoring	Collaborative Tutoring	A tutoring model where one tutor works with a small group of students, usually 2 to 5, allowing for some level of individualized attention within a collaborative setting.	Large group instruction or one-on-one tutoring.
Peer Tutoring	Student-Led Tutoring	A tutoring model where students tutor other students, typically with the tutor having more advanced knowledge in the subject area.	Teacher or professionally led tutoring.

Online Tutoring	E-Learning Tutoring	A tutoring model that takes place over the internet, using various digital tools and platforms to facilitate learning.	In-person or face-to-face tutoring.
Curriculum Alignment	Standards Alignment	Ensuring that tutoring content and methods align with state standards and district-specific curricula.	Random or unstructured teaching without regard to curriculum standards.
Needs Assessment	Diagnostic Analysis	The process of identifying and evaluating the academic needs and gaps of students to tailor tutoring programs accordingly.	Generalized assumptions about student needs without data or feedback.
Professional Development	Training, Professional Learning	Ongoing training and education for tutors to enhance their skills and effectiveness.	One-time workshops without follow-up.
Data Collection and Analysis	Performance Monitoring	Systematically gathering and examining data related to student performance and program effectiveness to inform decisions and improvements.	Anecdotal evidence or informal observations without structured analysis.
Feedback Mechanisms	Response Systems	Structured methods of collecting data and providing feedback to students, parents, and tutors to improve the tutoring program.	Unstructured or occasional feedback without systematic collection and analysis.
Sustainability	Program Longevity	The ability to maintain and continue the tutoring program over time with consistent funding, resources, and support.	Short-term initiatives without long-term planning or support.
Scalability	Program Expansion	The capacity to expand the tutoring program to serve more students or additional schools without compromising quality.	Programs that cannot grow or adapt to increasing demand.
Science of Reading	Evidence-Based Literacy	A body of research identifying evidence-based approaches for explicitly and systematically teaching students to read.	Traditional or unproven literacy methods.

Formative Assessment	Ongoing Evaluation	Assessments conducted during the learning process to monitor student progress and inform instruction.	Summative assessments that evaluate learning at the end of a unit.
Differentiation	Individualized Instruction	Tailoring instruction to meet the diverse needs of students by modifying content, process, or products.	One-size-fits-all teaching approaches.
Data-Driven Decision Making	Evidence-Based Decisions	Using data and analysis to guide educational and instructional decisions, ensuring that strategies are effective.	Decisions based on intuition or anecdotal evidence.

References

1. Introduction

- Allensworth, E. M., & Easton, J. Q. (2007). *What matters for staying On-Track and graduating in Chicago Public High Schools: A close look at course grades, failures, and attendance in the freshman year. Research report.* Consortium on Chicago School Research.
- Bloom, H. S. (2005). *Learning More from Social Experiments: Evolving Analytic Approaches.* Russell Sage Foundation.
- Bloom, H. S., & Weiland, C. (2015). *Quantifying variation in head start effects on young children's Cognitive and Socio-Emotional skills using data from the National Head Start Impact Study.* <https://doi.org/10.2139/ssrn.2594430>
- Brownell, J. E., & Swaner, L. E. (2009). High-impact practices: applying the learning outcomes literature to the development of successful campus programs. *Peer Review, 11*(2).
- De Klerk, J. J. (2008). The High-impact leader: Moments matter in accelerating authentic leadership development. *The Southern African Journal of Entrepreneurship and Small Business Management, 1*(1), 94. <https://doi.org/10.4102/sajesbm.v1i1.10>
- DeMio, P. S. (2024). *Scaling Up High-Dosage Tutoring Is Crucial to Students' Academic Success.* Center for American Progress. <https://www.americanprogress.org/article/scaling-up-high-dosage-tutoring-is-crucial-to-students-academic-success/>
- Dweck, C. S. (2007). *Mindset: the new psychology of success.* Ballantine Books.
- Dynarski, S., Hyman, J., & Whitmore Schanzenbach, D. (2013). Experimental evidence on the effect of childhood investments on postsecondary attainment and degree completion. *Journal of Policy Analysis and Management, 32*(4). <https://doi.org/10.1002/pam.21715>
- Fryer, R. G., Jr. (2016). The production of human capital in developed countries: evidence from 196 randomized field experiments. *National Bureau of Economic Research.* <https://doi.org/10.3386/w22130>
- Gordon, E. E. (2009). 5 ways to improve tutoring programs. *Phi Delta Kappan, 90*(6), 440–445. <https://doi.org/10.1177/003172170909000614>
- Goodwin, A. P., & Jiménez, R. T. (2020). The Science of Reading: supports, critiques, and questions. *Reading Research Quarterly, 55*(S1). <https://doi.org/10.1002/rrq.360>
- Groom-Thomas, L., Leung, C., Loeb, S., Pollard, C., Waymack, N., & White, S. (2023). *Challenges and solutions: Scaling tutoring programs.* <https://doi.org/10.18235/0005070>
- Guryan, J., Ludwig, J., Bhatt, M. P., Cook, P. J., Davis, J.M.V., Dodge, K., Farkas, G., Fryer, R. G., Jr., Mayer, S., Pollack, H., Steinberg, L., & Stoddard, G. (2023). Not Too Late: Improving Academic Outcomes among Adolescents." *American Economic Review, 113*(3): 738–65. <https://doi.org/10.1257/aer.20210434>
- Hansen, K. E. (2016). *Guided reading and how it affects reading comprehension in struggling, middle-level, and high-level readers.*

- Harper, J. M. (2013). *The effectiveness of a group-based tutorial direct instruction program for long-term foster care children: a randomized controlled trial*.
- Hatch, D. K., Crisp, G., & Wesley, K. (2016). What's in a name? the challenge and utility of defining Promising and High-Impact practices. *New Directions for Community Colleges*, 2016(175). <https://doi.org/10.1002/cc.20208>
- Hattie, J. (2008). *Visible learning: A Synthesis of Over 800 Meta-Analyses Relating to Achievement*. Routledge.
- Kraft, M. A., Blazar, D., & Hogan, D. (2018). The Effect of Teacher coaching on instruction and Achievement: A Meta-Analysis of the Causal Evidence. *Review of Educational Research*, 88(4), 547–588. <https://doi.org/10.3102/0034654318759268>
- Kraft, M. A., & Falken, G. T. (2021). A blueprint for scaling tutoring and mentoring across public schools. *AERA Open*, 7. <https://doi.org/10.1177/23328584211042858>
- Kostecki, J., & Bers, T. (2008). The effect of tutoring on student success. *Journal of Applied Research in the Community College*, 16(1).
- Kuh, G. D., (2008). *High-Impact Educational Practices: What they are, who has access to them, and why they matter*. Association of American Colleges and Universities.
- Nesbit, J., Liu, L., Liu, Q., & Adesope, O. (2015). Work in progress: Intelligent tutoring systems in computer science and software engineering education. *American Society for Engineering Education*. <https://doi.org/10.18260/p.25090>
- Nickow, A. J., Oreopoulos, P., & Quan, V. (2020). *The Impressive Effects of Tutoring On PreK-12 Learning: A Systematic Review and Meta-Analysis of the Experimental Evidence*. Annenberg Institute at Brown University. <https://doi.org/10.26300/eh0c-pc52>
- Nickow, A. J., Oreopoulos, P., & Quan, V. (2023). The Promise of Tutoring for PreK–12 Learning: A Systematic Review and Meta-Analysis of the Experimental Evidence. *American Educational Research Journal*. <https://doi.org/10.3102/00028312231208687>
- Pearce, A., & DeMio, P. S. (2024). *Fact Sheet: Scaling Up High-Dosage Tutoring Is Crucial to Students' Success*. Center for American Progress. <https://www.americanprogress.org/article/fact-sheet-scaling-up-high-dosage-tutoring-is-crucial-to-students-success/>
- Research in progress to better understand High-Impact tutoring*. (2023). National Student Support Accelerator.
- Rheinheimer, D. C., Grace-Odeleye, B., E Francois, G., & Kusorgbor, C. (2010). Tutoring: a support strategy for At-Risk students. *Learning Assistance Review*, 15(1).
- Ritter, G., Denny, G., Albin, G., Barnett, J., & Blankenship, V. (2006). The Effectiveness of Volunteer Tutoring Programs: A Systematic Review. *Campbell Systematic Reviews*, 2(1), 1–63. <https://doi.org/10.4073/csr.2006.7>
- Ritter, G. W., Barnett, J. H., Denny, G. S., & Albin, G. R. (2009). The Effectiveness of volunteer tutoring programs for elementary and Middle School Students: A Meta-Analysis. *Review of Educational Research*, 79(1).
- Robinson, C. D., & Loeb, S. (2021). *High-Impact Tutoring: state of the research and priorities for future learning*. Annenberg Institute at Brown University. <https://doi.org/10.26300/qf76-rj21>

- Rosenshine, B. (2012). Principles of Instruction: Research-Based Strategies That All Teachers should know. *American Educator*, 36(1).
- Stenhoff, D. M., & Lignugaris/Kraft, B. (2007). A Review of the Effects of Peer Tutoring on Students with Mild Disabilities in Secondary Settings. *Exceptional Children*, 74(1), 8–30. <https://doi.org/10.1177/001440290707400101>
- Sterrett, E. M., Jones, D. J., McKee, L. G., & Kincaid, C. (2011). Supportive Non-Parental Adults and Adolescent Psychosocial Functioning: Using social support as a theoretical framework. *American Journal of Community Psychology*, 48(3–4), 284–295. <https://doi.org/10.1007/s10464-011-9429-y>
- Stone, R., De Hoop, T., Coombes, A., & Nakamura, P. (2019). What works to improve early-grade literacy in Latin America and the Caribbean? A systematic review and meta-analysis. *Campbell Systematic Reviews*, 16(1). <https://doi.org/10.1002/cl2.1067>
- Walvoord, M. E., & Pleitz, J. D. (2016). Applying matched sampling to evaluate a university tutoring program for First-Year students. *Learning Assistance Review*, 21(1).
- White, S., Carey, M., O'Donnell, A., & Loeb, S. (2021). *Early Lessons from Implementing High-Impact Tutoring at Scale*. National Student Support Accelerator.
- White, S., Groom-Thomas, L., & Loeb, S. (2022). *Undertaking complex but effective instructional supports for students: A Systematic review of research on high-impact tutoring planning and implementation*. Annenberg Institute at Brown University. <https://doi.org/10.26300/wztf-wj14>
- White, S., Groom-Thomas, L., & Loeb, S. (2023). *A Systematic Review of Research on Tutoring Implementation: Considerations when undertaking complex instructional supports for students*. Annenberg Institute at Brown University. <https://doi.org/10.26300/wztf-wj14>
- Worley, J., & Naresh, N. (2014). Heterogeneous Peer-tutoring: an intervention that fosters collaborations and empowers learners. *Middle School Journal*, 46(2).
- Xu, Z., Wijekumar, K., Ramirez, G., Hu, X., & Irey, R. (2019). The effectiveness of intelligent tutoring systems on K-12 students' reading comprehension: A meta-analysis. *British Journal of Educational Technology*, 50(6), 3119–3137. <https://doi.org/10.1111/bjet.12758>

2. Needs Assessment

- Besara, R., & Kinsley, K. (2011). Academic libraries – measuring up: assessment and collaboration for student success. *New Library World*, 112(9/10), 416–424. <https://doi.org/10.1108/03074801111182012>
- Espin, C. A., Busch, T., Krushwitz, R., & Shin, J. (2017). Data-Based Decision making in Response to Intervention: A critical analysis of the assessment and evaluation process. *Journal of Learning Disabilities*.
- Fuchs, D., & Fuchs, L. S. (2006). Introduction to response to intervention: What, why, and how valid is it? *Reading Research Quarterly*, 41(1), 93–99. <https://doi.org/10.1598/rrq.41.1.4>
- Fullan, M. (2011). *Change leader: Learning to Do What Matters Most*. John Wiley & Sons.

- Fullmer, P. (2012). Assessment of tutoring laboratories in a learning assistance center. *Journal of College Reading and Learning*, 42(2).
- Groom-Thomas, L., Leung, C., Loeb, S., Pollard, C., Waymack, N., & White, S. (2023). *Challenges and solutions: Scaling tutoring programs*.
<https://doi.org/10.18235/0005070>
- Gordon, E. E. (2009). 5 ways to improve tutoring programs. *Phi Delta Kappan*, 60(6).
- Hamilton, L. S., Stecher, B. M., & Yuan, K. (2012). Standards-Based accountability in the United States: *Education Inquiry*, 3(2), 149–170.
<https://doi.org/10.3402/edui.v3i2.22025>
- Hodges, R., & G White, W. (2001). Encouraging High-Risk student participation in tutoring and supplemental instruction. *Journal of Developmental Education*, 24(3).
- Hendriksen, S. I., Yang, L., Love, B., & Hall, M. C. (2005). Assessing Academic Support: The effects of tutoring on student learning Outcomes. *Journal of College Reading and Learning*, 35(2).
- Jenkins, J. R., Schiller, E., Blackorby, J., Thayer, S. K., & Tilly, W. D. (2012). Responsiveness to intervention in reading. *Learning Disability Quarterly*, 36(1), 36–46.
<https://doi.org/10.1177/0731948712464963>
- Kostecki, J., & Bers, T. (2008). The effect of tutoring on student success. *Journal of Applied Research in the Community College*, 16(1).
- Lane, K. L., Oakes, W. P., Ennis, R. P., & Hirsch, S. E. (2014). Identifying students for secondary and tertiary prevention efforts: How do we determine which students have Tier 2 and Tier 3 needs? *Preventing School Failure Alternative Education for Children and Youth*, 58(3), 171–182. <https://doi.org/10.1080/1045988x.2014.895573>
- Lipnevich, A. A., & Smith, J. K. (2009). Effects of differential feedback on students' examination performance. *Journal of Experimental Psychology Applied*, 15(4), 319–333. <https://doi.org/10.1037/a0017841>
- Marsh, J. A., Payne, J. F., & Hamilton, L. S. (2006). *Making sense of Data-Driven Decision making in Education*. RAND Research.
- Ritter, G., Denny, G., Albin, G., Barnett, J., & Blankenship, V. (2006). The Effectiveness of Volunteer Tutoring Programs: A Systematic Review. *Campbell Systematic Reviews*, 2(1), 1–63. <https://doi.org/10.4073/csr.2006.7>
- Rizvi, M. (2023). Investigating AI-Powered Tutoring Systems that Adapt to Individual Student Needs, Providing Personalized Guidance and Assessments. *The Eurasia Proceedings of Educational and Social Sciences*, 31, 67–73. <https://doi.org/10.55549/epess.1381518>
- Robinson, C. D., & Loeb, S. (2021). *High-Impact Tutoring: state of the research and priorities for future learning*. Annenberg Institute at Brown University.
<https://doi.org/10.26300/qf76-rj21>
- Schildkamp, K., Lai, M. K., & Earl, L. M. (2012). Data-based decision making in education. In *Springer eBooks*. <https://doi.org/10.1007/978-94-007-4816-3>
- Shin, H. B., & Neal, D. (2017). Analyzing the effectiveness of Assessment-Driven tutoring interventions. *Journal of Educational Effectiveness*.

- Watkins, R., West Meiers, M., & Laila Visser, Y. (2012). A Guide to Assessing needs : Essential tools for collecting information, making decisions, and achieving development results. In *The World Bank*.
- White, S., Groom-Thomas, L., & Loeb, S. (2022). *Undertaking complex but effective instructional supports for students: A Systematic review of research on high-impact tutoring planning and implementation*. Annenberg Institute at Brown University. <https://doi.org/10.26300/wztf-wj14>

3. Effective Tutoring

- Baker, A., & Murphy, J. (2011). Knowledge Base of Pronunciation Teaching: Staking out the territory. *TESL Canada Journal*, 28(2), 29. <https://doi.org/10.18806/tesl.v28i2.1071>
- Baker, S., Gersten, R., & Keating, T. (2000). When less may be more: a 2-year longitudinal evaluation of a volunteer tutoring program requiring minimal training. *Reading Research Quarterly*, 35(4).
- Baker, S., Gersten, R., & Lee, D.-S. (2002). A synthesis of empirical research on teaching mathematics to low-achieving students. *Elementary School Journal*, 103(1).
- Brophy, J. (1985). Classroom Management as Instruction: Socializing Self-Governance in Students. *Theory Into Practice*, 24(4), 223–240.
- Code of Ethics – Association for the coaching and tutoring profession*. (n.d.). <https://www.myactp.com/code-of-ethics/>
- Elbaum, B., Vaughn, S., Hughes, M. T., & Moody, S. W. (2000). How effective are one-to-one tutoring programs in reading for elementary students at risk for reading failure? A meta-analysis of the intervention research. *Journal of Educational Psychology*, 92(4), 605–619. <https://doi.org/10.1037/0022-0663.92.4.605>
- Gill, A. C., Singhal, G., Schutze, G. E., & Turner, T. L. (2020). Educational Coaches: Facilitating Academic Vitality and a Pathway to Promotion for Clinician-Educators. *The Journal of Pediatrics*, 235, 3-5.e3. <https://doi.org/10.1016/j.jpeds.2020.11.042>
- Gordon, E. E. (2009). 5 ways to improve tutoring programs. *Phi Delta Kappan*, 90(6), 440–445. <https://doi.org/10.1177/003172170909000614>
- Hattie, J. (2008). *Visible Learning: a synthesis of over 800 Meta-Analyses relating to Achievement*. Routledge.
- Hattie, J., & Timperley, H. (2007). The power of feedback. *Review of Educational Research*, 77(1), 81–112. <https://doi.org/10.3102/003465430298487>
- Juel, C. (1996). *The Impact of Direct Phonetic Instruction on Reading Success*.
- Kraft, M. A., Blazar, D., & Hogan, D. (2018). The Effect of Teacher coaching on instruction and Achievement: A Meta-Analysis of the Causal Evidence. *Review of Educational Research*, 88(4), 547–588. <https://doi.org/10.3102/0034654318759268>
- Leal, D. (2003). Characteristics of successful literacy tutoring. *Ohio Reading Teacher*, 36(1/2).
- Pianta, R. C., Hamre, B. K., & Allen, J. P. (2012). Teacher-Student Relationships and Engagement: Conceptualizing, measuring, and improving the capacity of classroom

- interactions. In *Springer eBooks* (pp. 365–386).
https://doi.org/10.1007/978-1-4614-2018-7_17
- Rheinheimer, D. C., Grace-Odeleye, B., E Francois, G., & Kusorgbor, C. (2010). Tutoring: a support strategy for At-Risk students. *Learning Assistance Review*, 15(1).
- Ritter, G. W., Barnett, J. H., Denny, G. S., & Albin, G. R. (2009). The Effectiveness of volunteer tutoring programs for elementary and Middle School Students: A Meta-Analysis. *Review of Educational Research*, 79(1).
- Ritter, G., Denny, G., Albin, G., Barnett, J., & Blankenship, V. (2006). The Effectiveness of Volunteer Tutoring Programs: A Systematic Review. *Campbell Systematic Reviews*, 2(1), 1–63. <https://doi.org/10.4073/csr.2006.7>
- Rosenshine, B. (2012). Principles of Instruction: Research-Based Strategies That All Teachers should know. *American Educator*, 36(1).
- Tepper, R. J., Armstrong, C., & Altuna Willard, J. (2015). *Mobilizing volunteer tutors to improve student literacy: Implementation, impacts, and the costs of the Reading Partners program*. MDRC.
- Topping, K. J. (2005). Trends in peer learning. *Educational Psychology*, 25(6), 631–645.
<https://doi.org/10.1080/01443410500345172>
- Walvoord, M. E., & D Pleitz, J. (2016). Applying matched sampling to evaluate a university tutoring program for First-Year students. *Learning Assistance Review*, 21(1).
- Wankiiri-Hale, C., Maloney, C., Seger, N., & Horvath, Z. (2020). Assessment of a student peer-tutoring program focusing on the benefits to the tutors. *Journal of Dental Education*, 84(6), 695–703. <https://doi.org/10.1002/jdd.12135>
- White, S., Groom-Thomas, L., & Loeb, S. (2022). *Undertaking complex but effective instructional supports for students: A Systematic review of research on high-impact tutoring planning and implementation*. Annenberg Institute at Brown University.

4. Program Design

- Allensworth, E. M., & Q Easton, J. (2007). *What matters for staying On-Track and graduating in Chicago Public High Schools: A close look at course grades, failures, and attendance in the freshman year*. Consortium on Chicago School Research.
- Allen, A., & Feyl Chavkin, N. (2004). New evidence that tutoring with community volunteers can help middle school students improve their academic achievement. *School Community Journal*, 14(2).
- Anderson, L. W., & Krathwohl, D. R. (2001). *A taxonomy for learning, teaching, and assessing: A Revision of Bloom's Taxonomy of Educational Objectives*. Pearson.
- Borup, J., R Graham, C., & S Drysdale, J. (2014). The Nature of Teacher Engagement at an Online High School. *British Journal of Educational Technology*, 45(5).
- Chapter 1008 Section 366 - 2024 Florida Statutes - The Florida Senate. (n.d.).
<https://www.flsenate.gov/Laws/Statutes/2024/1008.366>
- D Baker, J., A Rieg, S., & Clendaniel, T. (2006). An investigation of an after-school math tutoring program: university tutors + elementary students = a successful partnership. *Education*, 127(2).

- Darling-Hammond, L., & M Cook-Harvey, C. (2018). *Educating the Whole Child: Improving School Climate to Support Student Success*. Learning Policy Institute.
- Dietrichson, J., Bog, M., Filges, T., & Klint Jorgenson, A.-M. (2017). Academic Interventions for Elementary and Middle School Students With Low Socioeconomic Status: A Systematic Review and Meta-Analysis. *Review of Educational Research*, 87(2).
- Elbaum, B., Vaughn, S., Hughes, M. T., & Moody, S. W. (2000). How effective are one-to-one tutoring programs in reading for elementary students at risk for reading failure? A meta-analysis of the intervention research. *Journal of Educational Psychology*, 92(4), 605–619. <https://doi.org/10.1037/0022-0663.92.4.605>
- Gordon, E. E. (2009). 5 ways to improve tutoring programs. *Phi Delta Kappan*, 90(6), 440–445. <https://doi.org/10.1177/003172170909000614>
- Hattie, J., & Timperley, H. (2007). The power of feedback. *Review of Educational Research*, 77(1), 81–112. <https://doi.org/10.3102/003465430298487>
- Hodges, R., & G White, W. (2001). Encouraging High-Risk student participation in tutoring and supplemental instruction. *Journal of Developmental Education*, 24(3).
- Inns, A. J., Lake, C., Pellegrini, M., & Slavin, R. (2018). *A quantitative synthesis of research on programs for struggling readers in elementary schools*. Center for Research and Reform in Education.
- Nickow, A. J., Oreopoulos, P., & Quan, V. (2020). *The Impressive Effects of Tutoring On PreK-12 Learning: A Systematic Review and Meta-Analysis of the Experimental Evidence*. Annenberg Institute at Brown University. <https://doi.org/10.26300/eh0c-pc52>
- Nickow, A. J., Oreopoulos, P., & Quan, V. (2023). The Promise of Tutoring for PreK–12 Learning: A Systematic Review and Meta-Analysis of the Experimental Evidence. *American Educational Research Journal*. <https://doi.org/10.3102/00028312231208687>
- Rheinheimer, D. C., Grace-Odeleye, B., E Francois, G., & Kusorgbor, C. (2010). Tutoring: a support strategy for At-Risk students. *Learning Assistance Review*, 15(1).
- Ritter, G., Denny, G., Albin, G., Barnett, J., & Blankenship, V. (2006). The Effectiveness of Volunteer Tutoring Programs: A Systematic Review. *Campbell Systematic Reviews*, 2(1), 1–63. <https://doi.org/10.4073/csr.2006.7>
- Rosenshine, B. (2012). Principles of Instruction: Research-Based Strategies That All Teachers Should Know. *American Educator*, 36(1).
- Topping, K. J. (2005). Trends in peer learning. *Educational Psychology*, 25(6), 631–645. <https://doi.org/10.1080/01443410500345172>
- White, S., Groom-Thomas, L., & Loeb, S. (2022). *Undertaking Complex but Effective Instructional Supports for Students: A Systematic Review of Research on High-Impact Tutoring Planning and Implementation*. Annenberg Institute at Brown University.
- Zamberlan, L., & Wilson, S. (2015). Developing an embedded peer tutor program in Design Studio to support first-year design students. *Journal of Peer Learning*, 8.

5. Tutoring Rights and Responsibilities

- 6A-10.081: *Principles of Professional Conduct for the Education Profession in Florida - Florida Administrative Rules, Law, Code, Register - FAC, FAR, eRulemaking*. (n.d.).
<https://flrules.org/gateway/ruleno.asp?id=6A-10.081>
- A Parent Guide to the Family Educational Rights and Privacy Act (FERPA) | Protecting Student Privacy*. (n.d.).
<https://studentprivacy.ed.gov/resources/parent-guide-family-educational-rights-and-privacy-act-ferpa>
- Association for the Coaching and Tutoring Profession [ACTP]. (n.d.). *Code of Ethics*.
<https://www.myactp.com/code-of-ethics/>
- Duane, O. J. (2014). *Family Educational Rights and Privacy Act (FERPA) Policy*.
- Feder, J. (2013). *The Family Educational Rights and Privacy Act (FERPA): A legal overview*. Congressional Research Service.
- FERPA | Protecting Student Privacy*. (n.d.). <https://studentprivacy.ed.gov/ferpa>
- Gordon, E. E., R Morgan, R., J O'Malley, C., & Ponticell Judith. (2006). *The Tutoring Revolution: applying research for best practices, policy implications, and student achievement*. Rowman & Littlefield Education.
- Newton, F. B., & Ender, S. C. (2010). *Students Helping Students: A Guide for Peer Educators on College Campuses*. John Wiley & Sons.
- Ramirez, C. A. (2009). *FERPA clear and simple: The College Professional's Guide to Compliance*. Jossey-Bass.
- Rheinheimer, D. C., Grace-Odeleye, B., E Francois, G., & Kusorgbor, C. (2010). Tutoring: a support strategy for At-Risk students. *Learning Assistance Review*, 15(1).
- Title IX and sex discrimination*. (2021, August). U.S. Department of Education.
<https://www.ed.gov/laws-and-policy/civil-rights-laws/sex-discrimination/Title-IX-and-Sex-Discrimination>
- Whitley, B. E., Jr., & Keith-Spiegel, P. (2002). *Academic Dishonesty: An Educator's Guide*. Lawrence Erlbaum Associates Publishers.

6. Effective Communication for Tutors

- Anne-Marie. (2024, May 13). Effective Communication: Strategies for engaging students and facilitating learning | Greenhouse Learning. *Greenhouse Learning*.
<https://greenhouselearning.co.uk/effective-communication-strategies-for-engaging-students-and-facilitating-learning/>
- Beardsley, R. S., Kimberlin, C. L., & Tindall, W. N. (2007). *Communication skills in pharmacy practice: A Practical Guide for Students and Practitioners*. Lippincott Williams & Wilkins.
- Catt, S., Miller, D., & Schallenkamp, K. (2007). You are the key: communicate for learning effectiveness. *Education*, 127(3).
- Cooper, J. R., Martin, T., Fisher, W., Marks, J., & Harrington, M. (2013). Peer-to-Peer Teaching: Improving communication techniques for students in an accelerated nursing program. *Nursing Education Perspectives*, 34(5), 349–350.
<https://doi.org/10.5480/1536-5026-34.5.349>

- Cosejo, D., Di Eugenio, B., Fossati, D., & Ohlsson, S. (2009). Towards explaining effective tutorial dialogues. *Proceedings of the Annual Meeting of the Cognitive Science Society*, 31.
- Dweck, C. S. (2007). *Mindset: the new psychology of success*. Ballantine Books.
- Dweck, C. S. (2017). The journey to children's mindsets—and beyond. *Child Development Perspectives*, 11(2), 139–144. <https://doi.org/10.1111/cdep.12225>
- Farrell, T. S. C. (2018). *Talking, listening, and teaching: A Guide to Classroom Communication*. Simon and Schuster.
- Froehlich, J., Pardue, K., & S Dunbar, D.-M. (2015). Evaluation of a communication survey and interprofessional education curriculum for undergraduate health professional students. *Health, Interprofessional Practice & Education*, 2(4). <https://doi.org/10.7772/2159-1253.1082>
- Gordon, E. E. (2009). 5 ways to improve tutoring programs. *Phi Delta Kappan*, 90(6), 440–445. <https://doi.org/10.1177/003172170909000614>
- Grogan, J. (2011). The appreciative tutor. *Journal of College Reading and Learning*, 42(1).
- Loughran, J. (2010). *What expert teachers do: Enhancing Professional Knowledge for Classroom Practice*. Routledge.
- MacDonald-Wicks, L., & Levett-Jones, T. (2012). Effective teaching of communication to health professional undergraduate and postgraduate students: A Systematic Review. *JBI Library of Systematic Reviews*, 10(28), 1–12. <https://doi.org/10.11124/jbisrir-2012-327>
- Macpherson, A., & Page, C. (2020a). Communicate Effectively as a Tutor. In *Level One Peer Tutoring Fundamentals and Integration Workbook*. Kwantlen Polytechnic University. <https://kpu.pressbooks.pub/levelonepeertutoringfundamentals/chapter/communicate-effectively-as-a-tutor/>
- Mallis, B. (2024, April 12). *The role of communication in academic tutoring | Score at the top — Score at the top*. Score at the Top. <https://www.scoreatthetop.com/blog/effective-communication-between-academic-tutors-students-and-parents-keys-to-success>
- Rheinheimer, D. C., Grace-Odeleye, B., E Francois, G., & Kusorgbor, C. (2010). Tutoring: a support strategy for At-Risk students. *Learning Assistance Review*, 15(1).
- Roscoe, R. D., & Chi, M. T. (2004). The influence of the tutee in learning by peer tutoring. *Proceedings of the Annual Meeting of the Cognitive Science Society*, 26(26). <https://escholarship.org/content/qt3g30r749/qt3g30r749.pdf?t=op2k3x>
- Rosenshine, B. (2012). Principles of Instruction: Research-Based Strategies That All Teachers should know. *American Educator*, 36(1).
- Ryan, R. M., & Deci, E. L. (2000a). Intrinsic and Extrinsic Motivations: classic definitions and new directions. *Contemporary Educational Psychology*, 25(1), 54–67. <https://doi.org/10.1006/ceps.1999.1020>

- Ryan, R. M., & Deci, E. L. (2000b). Self-determination theory and the facilitation of intrinsic motivation, social development, and well-being. *American Psychologist*, 55(1), 68–78. <https://doi.org/10.1037/0003-066x.55.1.68>
- S Bryk, A., Sebring, P. B., Allensworth, E., Luppescu, S., & Q Easton, J. (2010). *Organizing Schools for Improvement: Lessons from Chicago*. University of Chicago Press.
- Valkenburg, J. (2010). Joining the Conversation: Scaffolding and Tutoring Mathematics. *Learning Assistance Review*, 15(2).
- White, S., Groom-Thomas, L., & Loeb, S. (2022). *Undertaking complex but effective instructional supports for students: A Systematic Review of Research on High-Impact Tutoring Planning and Implementation*. Annenberg Institute at Brown University.
- Yang, E. F. Y., Chang, B., Cheng, H. N. H., & Chan, T.-W. (2016). Improving pupils' mathematical communication abilities through computer-supported reciprocal peer tutoring. *Journal of Educational Technology & Society*, 19(3).
- Zimmerman, B. J. (2002). Becoming a Self-Regulated Learner: An Overview. *Theory Into Practice*, 41(2), 64–70. https://doi.org/10.1207/s15430421tip4102_2

7. Implementation - Session Management

- Borup, J., R Graham, C., & S Drysdale, J. (2014). The Nature of Teacher Engagement at an Online High School. *British Journal of Educational Technology*, 45(5).
- De Bruijn, A. G. M., & Meeter, M. (2023). Catching up after COVID-19: do school programs for remediating pandemic-related learning loss work? *Frontiers in Education*, 8. <https://doi.org/10.3389/feduc.2023.1298171>
- Dweck, C. S. (2007). *Mindset: the new psychology of success*. Ballantine Books.
- Elbaum, B., Vaughn, S., Hughes, M. T., & Moody, S. W. (2000). How effective are one-to-one tutoring programs in reading for elementary students at risk for reading failure? A meta-analysis of the intervention research. *Journal of Educational Psychology*, 92(4), 605–619. <https://doi.org/10.1037/0022-0663.92.4.605>
- Kraft, M. A., & Falken, G. T. (2021). A blueprint for scaling tutoring and mentoring across public schools. *AERA Open*, 7. <https://doi.org/10.1177/23328584211042858>
- Robinson, C. D., & Loeb, S. (2021). *High-Impact Tutoring: state of the research and priorities for future learning*. Annenberg Institute at Brown University. <https://doi.org/10.26300/qf76-rj21>

8. Approaches to Learning

- Anderson, L. W., & Krathwohl, D. R. (2001). *A taxonomy for learning, teaching, and assessing: A Revision of Bloom's Taxonomy of Educational Objectives*. Pearson.
- Ang, L. W., Masood, M., & Abdullah, S. H. (2016). Systematic Review of Revised Bloom Taxonomy, SOLO Taxonomy, and Webb's Depth of Knowledge (DOK) in Assessing Students' Historical Understanding in Learning History. *Malaysian Journal of Higher Order Thinking Skills in Education*, 3, 133–158.
- Bailey, G. K. (2010). *Tutoring strategies: A case study comparing learning center tutors and academic department tutors*. The University of North Carolina.

- Borup, J., West, R. E., & Graham, C. R. (2011). Improving online social presence through asynchronous video. *The Internet and Higher Education*, 15(3), 195–203. <https://doi.org/10.1016/j.iheduc.2011.11.001>
- Chi, M. T. H., Roy, M., & Hausmann, R. G. M. (2008). Observing tutorial dialogues collaboratively: Insights about human tutoring effectiveness from vicarious Learning. *Cognitive Science*, 32(2), 301–341. <https://doi.org/10.1080/03640210701863396>
- Darling-Hammond, L., & M Cook-Harvey, C. (2018). *Educating the whole child: Improving school climate to support student success*. Learning Policy Institute. <https://doi.org/10.54300/145.655>.
- Dunlosky, J., Rawson, K. A., Marsh, E. J., Nathan, M. J., & Willingham, D. T. (2013). Improving students' learning with effective learning techniques. *Psychological Science in the Public Interest*, 14(1), 4–58. <https://doi.org/10.1177/1529100612453266>
- Freeman, S., Eddy, S. L., McDonough, M., Smith, M. K., Okoroafor, N., Jordt, H., & Wenderoth, M. P. (2014). Active learning increases student performance in science, engineering, and mathematics. *Proceedings of the National Academy of Sciences*, 111(23), 8410–8415. <https://doi.org/10.1073/pnas.1319030111>
- Galbraith, J., & Winterbottom, M. (2010). Peer-tutoring: what's in it for the tutor? *Educational Studies*, 37(3), 321–332. <https://doi.org/10.1080/03055698.2010.506330>
- Gordon, E. E. (2009). 5 ways to improve tutoring programs. *Phi Delta Kappan*, 90(6), 440–445. <https://doi.org/10.1177/003172170909000614>
- Grogan, J. (2011). The appreciative tutor. *Journal of College Reading and Learning*, 42(1).
- Hattie, J. (2008). *Visible learning: A Synthesis of Over 800 Meta-Analyses Relating to Achievement*. Routledge.
- Holland, A. L., Grant, C., & Donthamsetty, R. (2017). Coaching Tutors: an instrumental case study on testing an integrated framework for tutoring sessions. *Journal of Contemporary Issues in Tutoring and Teaching*, 1(1).
- Mayer, R. E. (2009). *Multimedia learning*. <https://doi.org/10.1017/cbo9780511811678>
- McIntosh, E. A., Thomas, L., Troxel, W. G., Van Den Wijngaard, O., & Grey, D. (2021). Editorial: Academic Advising and Tutoring for Student Success in Higher Education: International Approaches. *Frontiers in Education*, 6. <https://doi.org/10.3389/feduc.2021.631265>
- Nickow, A. J., Oreopoulos, P., & Quan, V. (2020). *The Impressive Effects of Tutoring On PreK-12 Learning: A Systematic Review and Meta-Analysis of the Experimental Evidence*. Annenberg Institute at Brown University. <https://doi.org/10.26300/eh0c-pc52>
- Rheinheimer, D. C., Grace-Odeleye, B., E Francois, G., & Kusorgbor, C. (2010). Tutoring: a support strategy for At-Risk students. *Learning Assistance Review*, 15(1).
- Roscoe, R. D. (2007). *Opportunities and barriers for tutor learning: knowledge-building, metacognition, and motivation*. University of Pittsburgh.
- Roscoe, R. D., & T. H. Chi, M. (2004). *The influence of the tutee in learning by peer tutoring*.
- Rosenshine, B. (2012). Principles of Instruction: Research-Based Strategies That All Teachers should know. *American Educator*, 36(1).

- Tofade, T., Elsner, J., & Haines, S. T. (2013). Best practice strategies for effective use of questions as a teaching tool. *American Journal of Pharmaceutical Education*, 77(7), 155. <https://doi.org/10.5688/ajpe777155>
- Tomlinson, C. A. (2001). *How to differentiate instruction in Mixed-Ability Classrooms*.
- Valkenburg, J. (2010). Joining the conversation: Scaffolding and tutoring mathematics. *Learning Assistance Review*, 15(2).
- Webb, N. L. (2005). *Depth of Knowledge Levels for Four Content Areas*. Wisconsin Center for Education Research.
- White, S., Groom-Thomas, L., & Loeb, S. (2022). *Undertaking complex but effective instructional supports for students: A Systematic review of research on high-impact tutoring planning and implementation*. Annenberg Institute at Brown University. <https://doi.org/10.26300/wztf-wj14>
- Winstead, L. (2004). Increasing academic motivation and cognition in reading, writing, and mathematics: Meaning-Making Strategies. *Educational Research Quarterly*, 28(2).
- Wood, D. (2001). Scaffolding, contingent tutoring, and computer-supported learning. *International Journal of Artificial Intelligence in Education*, 12.

9. Best Practices for Reading Tutoring

- Adams, M. J. (1994). *Beginning to read: Thinking and Learning about Print*. MIT Press.
- Ander, R., Guryan, J., & Ludwig, J. (2016). *Improving academic outcomes for disadvantaged students: Scaling up individualized tutorials*. The Hamilton Project. <https://www.brookings.edu/wp-content/uploads/2016/07/Full-Paper-1.pdf>
- Archer, A. L., & Hughes, C. A. (2011). *Explicit instruction: Effective and Efficient Teaching*. Guilford Publications.
- Armbruster, B., Lehr, F., & Osborn, J. (2006). *Put Reading First: The Research Building Blocks for Teaching Children to Read* (C. Ralph Adler, Ed.). National Institute for Literacy.
- Baker, J. D., A Rieg, S., & Clendaniel, T. (2006). An investigation of an after-school math tutoring program: university tutors + elementary students = a successful partnership. *Education*, 127(2).
- Barshay, J. (2023, March 3). *PROOF POINTS: Taking stock of tutoring*. The Hechinger Report. <https://hechingerreport.org/proof-points-taking-stock-of-tutoring/>
- Beck, I. L., McKeown, M. G., & Kucan, L. (2002). *Bringing words to life: Robust Vocabulary Instruction*. Guilford Press.
- Beck, I. L., & McKeown, M. (2001). Text Talk: Capturing the Benefits of Read-Aloud Experiences for Young Children. *The Reading Teacher*, 55.
- Brady, S. (2020). A 2020 Perspective on Research Findings on Alphabetics (Phoneme Awareness and Phonics): Implications for Instruction. *The Reading League Journal*, 1(3).
- Carlisle, J. F. (2000). Awareness of the Structure and Meaning of Morphologically Complex Words: Impact on Reading. *Reading and Writing*, 12(3/4), 169–190. <https://doi.org/10.1023/a:1008131926604>

- Catts, H. W., Compton, D., Tomblin, J. B., & Bridges, M. S. (2012). Prevalence and nature of late-emerging poor readers. *Journal of Educational Psychology*, 104(1), 166–181. <https://doi.org/10.1037/a0025323>
- Codding, R. S., Nelson, P. M., Parker, D. C., Edmunds, R., & Kluft, J. (2021). Examining the impact of a tutoring program implemented with community support on math proficiency and growth. *Journal of School Psychology*, 90, 82–93. <https://doi.org/10.1016/j.jsp.2021.11.002>
- Connor, C. M., & Morrison, F. J. (2016). Individualizing student instruction in reading. *Policy Insights From the Behavioral and Brain Sciences*, 3(1), 54–61. <https://doi.org/10.1177/2372732215624931>
- Coyne, M. D., Kame'enui, E. J., & Simmons, D. C. (2004). Improving Beginning Reading Instruction and Intervention for Students with LD. *Journal of Learning Disabilities*, 37(3), 231–239. <https://doi.org/10.1177/00222194040370030801>
- Duke, N. K., & Pearson, P. D. (2004). Effective practices for developing reading Comprehension. In *International Reading Association, Inc. eBooks* (pp. 205–242). <https://doi.org/10.1598/0872071774.10>
- Duke, N., Pearson, D., Strachan, S., & Billman, A. (2011). Essential elements of fostering and teaching reading comprehension. In *International Reading Association eBooks* (pp. 51–93). <https://doi.org/10.1598/0829.03>
- Ehri, L. C. (2005). Learning to read words: theory, findings, and issues. *Scientific Studies of Reading*, 9(2), 167–188. https://doi.org/10.1207/s1532799xssr0902_4
- Ehri, L. C., Nunes, S. R., Willows, D. M., Schuster, B. V., Yaghoub-Zadeh, Z., & Shanahan, T. (2001). Phonemic awareness instruction helps children learn to read: evidence from the National Reading Panel's Meta-Analysis. *Reading Research Quarterly*, 36(3), 250–287. <https://doi.org/10.1598/rrq.36.3.2>
- Filderman, M. J., & Toste, J. R. (2017). Decisions, decisions, decisions: Using data to make instructional decisions for struggling readers. *Teaching Exceptional Children*, 50(3), 130–140. <https://doi.org/10.1177/0040059917740701>
- Florida Department of Education. (n.d.). *B.E.S.T. Standards for Mathematics*. Mathematics. <https://www.fldoe.org/academics/standards/subject-areas/math-science/mathematics/>
- Fuchs, D., & Fuchs, L. S. (2006). Introduction to response to intervention: What, why, and how valid is it? *Reading Research Quarterly*, 41(1), 93–99. <https://doi.org/10.1598/rrq.41.1.4>
- Fuchs, L. S., Fuchs, D., & Compton, D. L. (2012). The role of dynamic assessment in the identification of children at risk for reading disabilities. *Journal of Learning Disabilities*, 45(4), 395–405.
- Fuchs, L. S., Fuchs, D., Craddock, C., Hollenbeck, K. N., Hamlett, C. L., & Schatschneider, C. (2008). Effects of small-group tutoring with and without validated classroom instruction on at-risk students' math problem solving: Are two tiers of prevention

- better than one? *Journal of Educational Psychology*, 100(3), 491–509.
<https://doi.org/10.1037/0022-0663.100.3.491>
- Gough, P. B., & Tunmer, W. E. (1986). Decoding, reading, and reading disability. *Remedial and Special Education*, 7(1), 6–10. <https://doi.org/10.1177/074193258600700104>
- Graham, S., Harris, K. R., & Chambers, A. B. (2016). Evidence-based practice and writing instruction: A review of reviews. In C. A. MacArthur, S. Graham, & J. Fitzgerald, *Handbook of writing research* (2nd ed., pp. 211–226). The Guilford Press.
- Guthrie, T., & Wigfield, A. (2000). Engagement and motivation in reading. In M. L. Kamil, P. B. Mosenthal, P. D. Pearson, & R. Barr, *Handbook of reading research* (Vol. 3, pp. 403–422).
- Jenkins, J. R., Peyton, J. A., Sanders, E. A., & Vadasy, P. F. (2004). Effects of reading decodable texts in supplemental First-Grade tutoring. *Scientific Studies of Reading*, 8(1), 53–85. https://doi.org/10.1207/s1532799xssr0801_4
- Johns, C., & Mills, M. (2020). Online Mathematics Tutoring During the COVID-19 Pandemic: Recommendations for Best Practices. *PRIMUS*, 31(1), 99–117.
<https://doi.org/10.1080/10511970.2020.1818336>
- Juel, C., & Roper/Schneider, D. (1985). The influence of basal readers on first-grade reading. *Reading Research Quarterly*, 20(2), 134. <https://doi.org/10.2307/747751>
- Kilpatrick, D. A. (2015). *Essentials of assessing, preventing, and overcoming reading difficulties*. John Wiley & Sons.
- Kilpatrick, J., Swafford, J., & Findell, B. (2001). Adding it up: helping children learn mathematics. In *National Academies Press eBooks*. National Academy Press.
<https://doi.org/10.17226/9822>
- Kulik, J. A., & Fletcher, J. D. (2015). Effectiveness of intelligent tutoring systems. *Review of Educational Research*, 86(1), 42–78. <https://doi.org/10.3102/0034654315581420>
- Lane, H. B., Gutlohn, L., & Van Dijk, W. (2019). Morpheme frequency in academic words: Identifying High-Utility Morphemes for instruction. *Literacy Research and Instruction*, 58(3), 184–209. <https://doi.org/10.1080/19388071.2019.1617375>
- Lou, Y. P., Abrami, P. C., Spense, J. C., Poulsen, C., Chambers, B., & D'Apollonia, S. (1996). Within-class grouping: A meta-analysis. *Review of Educational Research*, 66(4), 423–458.
- Maloy, R. E., A Edwards, S., & Anderson, G. (2010). Teaching math problem solving using a web-based tutoring system, learning games, and students' writing. *Journal of Stem Education: Innovations and Research*, 11(1).
- Manyak, P. C., Baumann, J. F., & Manyak, A. (2018). Morphological Analysis instruction in the elementary grades: Which morphemes to teach and how to teach them. *The Reading Teacher*, 72(3), 289–300. <https://doi.org/10.1002/trtr.1713>
- McKeown, M. G. (2019). Effective vocabulary instruction fosters knowing words, using words, and understanding how words work. *Language Speech and Hearing Services in Schools*, 50(4), 466–476. https://doi.org/10.1044/2019_lshss-voia-18-0126
- Mesmer, H. A. (2005). Text Decodability and the First-Grade Reader. *Reading & Writing Quarterly*, 21(1).

- Mesmer, H. A. (2000). Decodable text: A review of what we know. *Reading Research and Instruction*, 40(2), 121–141. <https://doi.org/10.1080/19388070109558338>
- Michaels, S., O'Connor, C., & Resnick, L. B. (2007). Deliberative discourse idealized and realized: accountable talk in the classroom and in civic life. *Studies in Philosophy and Education*, 27(4), 283–297. <https://doi.org/10.1007/s11217-007-9071-1>
- Moats, L. C. (2007). Teaching reading is rocket science: What expert teachers of reading should know and be able to do. *American Educator*, 31(2), 6–29.
- Moats, L. C. (2010). *Speech to print: Language Essentials for Teachers*. Brookes Publishing Company.
- Moschkovich, J. (2007). Examining Mathematical Discourse Practices. *For The Learning of Mathematics*, 27(1). <http://www.jstor.org/stable/40248556>
- Nash, H., & Snowling, M. (2006). Teaching new words to children with poor existing vocabulary knowledge: a controlled evaluation of the definition and context methods. *International Journal of Language & Communication Disorders*, 41(3), 335–354. <https://doi.org/10.1080/13682820600602295>
- National Institute of Child Health and Human Development, National Reading Panel, & Bathesda, M. (2000). *Teaching Children to Read: An Evidence-Based Assessment of the Scientific Research Literature on Reading and its Implications for Reading Instruction*. US Government Printing Office.
- National Reading Panel. (2000). *Reports of the Subgroups: Chapter 3: Fluency*.
- Newmann, F. M., Smith, B., Allensworth, E., & Bryk, A. S. (2001). Instructional Program Coherence: What it is and why it should Guide School Improvement Policy. *Educational Evaluation and Policy Analysis*, 23(4), 297–321. <https://doi.org/10.3102/01623737023004297>
- Nickow, A. J., Oreopoulos, P., & Quan, V. (2020). *The Impressive Effects of Tutoring On PreK-12 Learning: A Systematic Review and Meta-Analysis of the Experimental Evidence*. Annenberg Institute at Brown University. <https://doi.org/10.26300/eh0c-pc52>
- Patterson, E. G. (2010). *Best practices in mathematics tutoring*. The University of Texas at San Antonio.
- Pitcher, S. M., K Albright, L., J DeLaney, C., T Walker, N., Seunarinensingh, K., Mogge, S., N Headley, K., Gentry Ridgeway, V., Peck, S., Hunt, R., & J Dunston, P. (2007). Assessing adolescents' motivation to read. *Journal of Adolescent & Adult Literacy*, 50(5).
- Raphael, T. E. (1986). Teaching question-answer relationships. *The Reading Teacher*, 39, 516–520.
- Raphael, T. E., & Au, K. H. (2005). QAR: Enhancing comprehension and test-taking across grades and content areas. *The Reading Teacher*, 59(3), 206–221. <https://doi.org/10.1598/rt.59.3.1>
- Rasinski, T. V., & Hoffman, J. V. (2003). Fluency in reading: The link between decoding and comprehension. *The Reading Teacher*, 56(6), 610–618.
- Robinson, C., Kraft, M., Loeb, S., & Schueler, B. (2021). *Design Principles for Accelerating Student Learning with High-Impact Tutoring*. Annenberg Institute at Brown University.

- Roschelle, J., Cheng, B. H., Hodkowski, N., Haldar, L., & Neisler, J. (2020, April 1). *Transfer for Future Learning of Fractions within Cognition's Microtutoring Approach*. <http://hdl.handle.net/20.500.12265/95>
- Scarborough, H. S. (2001). Connecting early language and literacy to later reading (dis)abilities: Evidence, theory, and practice. In S. B. Neyman & D. K. Dickinson, *Handbook of early literacy research* (Vol. 1). Guilford Press.
- Seidenberg, M. (2017). *Language at the speed of sight: How We Read, Why So Many Can't, and What Can Be Done About It*. Hachette UK.
- Shanahan, T. (2016). Relationships between reading and writing development. In C. A. MacArthur, S. Graham, & J. Fitzgerald, *Handbook of writing research* (2nd ed., pp. 194–207). Guilford Press.
- Spear-Swerling, L. (2016). The importance of systematic phonics instruction in learning to read. In R. K. Wagner & A. A. Torgensen, *Handbook of reading disabilities* (pp. 203–226). Routledge.
- Steenbergen-Hu, S., & Cooper, H. (2013). A meta-analysis of the effectiveness of intelligent tutoring systems on K–12 students' mathematical learning. *Journal of Educational Psychology*, 105(4), 970–987. <https://doi.org/10.1037/a0032447>
- Therrien, W. J. (2004). Effectiveness of Repeated Reading and listening-while-reading with Learning Disabled Students: A Review of the Literature. *Reading & Writing Quarterly*, 20(3), 263–284.
- Torgesen, J. K., Wagner, R. K., Rashotte, C. A., Alexander, A. W., & Conway, T. (2001). Preventing reading failure in young children with phonological processing Disabilities: Group and Individual Responses to instruction. *Journal of Educational Psychology*, 93(4), 579–593.
- Vadasy, P. F., Sanders, E. A., & Peyton, J. A. (2005). Relative effectiveness of reading practice or word-level instruction in supplemental tutoring: How Text matters. *Journal of Learning Disabilities*, 38(4), 364–380.
- Vaughn, S., Moody, M. T., Moody, S. W., & Elbaum, B. (2001). Instructional Grouping for reading for Students with LD: Implications for practice. *Intervention in School and Clinic*, 36(3), 131–137.
- Yu, M. V. B., Liu, Y., Soto-Lara, S., Puente, K., Carranza, P., Pantano, A., & Simpkins, S. D. (2021). Culturally Responsive Practices: Insights from a High-Quality Math Afterschool Program Serving Underprivileged Latinx Youth. *American Journal of Community Psychology*, 68(3–4), 323–339. <https://doi.org/10.1002/ajcp.12518>
- Zhang, S. (2016). The effects of teaching syllable types on reading fluency. *International Journal of Educational Research*, 78, 59–67.

10. Best Practices for Effective Mathematics Tutoring

- Ander, R., Guryan, J., & Ludwig, J. (2016). *Improving academic outcomes for disadvantaged students: Scaling up individualized tutorials*. The Hamilton Project.
- Baker, J. D., Rieg, S. A., & Clendaniel, T. (2006). An Investigation of an After School Math Tutoring Program: University Tutors + Elementary Students = A Successful Partnership. *Education*, 127(2).

- Barshay, J. (2023, February 27). PROOF POINTS: Taking stock of tutoring. *The Hechinger Report*. <https://hechingerreport.org/proof-points-taking-stock-of-tutoring/>
- Bouck, E. C., Park, J., Shurr, J., Bassette, L., & Whorley, A. (2018). Using the Virtual–Representational–Abstract approach to support students with intellectual disability in mathematics. *Focus on Autism and Other Developmental Disabilities*, 33(4), 237–248. <https://doi.org/10.1177/1088357618755696>
- Codding, R. S., Nelson, P. M., Parker, D. C., Edmunds, R., & Kluft, J. (2021). Examining the impact of a tutoring program implemented with community support on math proficiency and growth. *Journal of School Psychology*, 90, 82–93. <https://doi.org/10.1016/j.jsp.2021.11.002>
- DuBois, D. L., Portillo, N., Rhodes, J. E., Silverthorn, N., & Valentine, J. C. (2011). How effective are mentoring programs for youth? A systematic assessment of the evidence. *Psychological Science in the Public Interest*, 12(2), 57–91. <https://doi.org/10.1177/1529100611414806>
- Florida Department of Education. (n.d.). *B.E.S.T. Standards for Mathematics*. Mathematics. <https://www.fldoe.org/academics/standards/subject-areas/math-science/mathematics/>
- Fuchs, L. S., Fuchs, D., Craddock, C., Hollenbeck, K. N., Hamlett, C. L., & Schatschneider, C. (2008). Effects of small-group tutoring with and without validated classroom instruction on at-risk students’ math problem solving: Are two tiers of prevention better than one? *Journal of Educational Psychology*, 100(3), 491–509. <https://doi.org/10.1037/0022-0663.100.3.491>
- Johns, C., & Mills, M. (2020). Online Mathematics Tutoring During the COVID-19 Pandemic: Recommendations for Best Practices. *PRIMUS*, 31(1), 99–117. <https://doi.org/10.1080/10511970.2020.1818336>
- Kilpatrick, J., Swafford, J., & Findell, B. (2001). Adding it up: helping children learn mathematics. In *National Academies Press eBooks*. National Academy Press. <https://doi.org/10.17226/9822>
- Kulik, J. A., & Fletcher, J. D. (2015). Effectiveness of intelligent tutoring systems. *Review of Educational Research*, 86(1), 42–78. <https://doi.org/10.3102/0034654315581420>
- Maloy, R. W., Edwards, S. A., & Anderson, G. (2010). Teaching math problem solving using a web-based tutoring system, learning games, and students’ writing. *Journal of Stem Education: Innovations and Research*, 11(1).
- Michaels, S., O’Connor, C., & Resnick, L. B. (2007). Deliberative discourse idealized and realized: accountable talk in the classroom and in civic life. *Studies in Philosophy and Education*, 27(4), 283–297. <https://doi.org/10.1007/s11217-007-9071-1>
- Moschkovich, J. (2007). Examining mathematical discourse practices. *For The Learning of Mathematics*, 27(1), 24–30.
- Patterson, E. G. (2010). *Best practices in mathematics tutoring*. The University of Texas at San Antonio.

- Robinson, C., Kraft, M., Loeb, S., & Schueler, B. (2021). *Design Principles for Accelerating Student Learning with High-Impact Tutoring*. Annenberg Institute at Brown University.
- Roschelle, J., Cheng, B. H., Hodkowski, N., Halдар, L., & Neisler, J. (2020, April 1). *Transfer for Future Learning of Fractions within Cognition's Microtutoring Approach*. <http://hdl.handle.net/20.500.12265/95>
- Steenbergen-Hu, S., & Cooper, H. (2013). A meta-analysis of the effectiveness of intelligent tutoring systems on K–12 students' mathematical learning. *Journal of Educational Psychology*, 105(4), 970–987. <https://doi.org/10.1037/a0032447>
- Yu, M. V. B., Liu, Y., Soto-Lara, S., Puente, K., Carranza, P., Pantano, A., & Simpkins, S. D. (2021). Culturally Responsive Practices: Insights from a High-Quality Math Afterschool Program Serving Underprivileged Latinx Youth. *American Journal of Community Psychology*, 68(3–4), 323–339. <https://doi.org/10.1002/ajcp.12518>

11. Best Practices for Effective Mathematics Tutoring

- Browder, D. M., & Spooner, F. (2011). *Teaching Students with Moderate and Severe Disabilities*. Guilford Press.
- Brown, M. E. L., & Finn, G. M. (2024). The anatomy of diversity: Applying critical disability theory to anatomy education. *Anatomical Sciences Education*. <https://doi.org/10.1002/ase.2461>
- Donato, A. A. (2014). Direct Observation of Residents: a model for an assessment system. *The American Journal of Medicine*, 127(5), 455–460. <https://doi.org/10.1016/j.amjmed.2014.01.016>
- Edyburn, D. (2001). Assistive Technology and Mild Disabilities. *Special Education Technology Practice*, 8.
- Friend, M. P., & Cook, L. (2009). *Interactions: Collaboration Skills for School Professionals*. Prentice Hall.
- Grizzle, K. L., & Simms, M. D. (2005). Early language development and language learning disabilities. *Pediatrics in Review*, 26(8), 274–283. <https://doi.org/10.1542/pir.26-8-274>
- Hourcade, J., Pilotte, T. E., West, E., & Parette, P. (2004). A History of Augmentative and Alternative Communication for Individuals with Severe and Profound Disabilities. *Focus on Autism and Other Developmental Disabilities*, 19(4), 235–244. <https://doi.org/10.1177/10883576040190040501>
- Kranowitz, C. S. (2006). *The Out-of-Sync Child: Recognizing and Coping with Sensory Processing Disorder*. Penguin.
- Murawski, W. W., & Dieker, L. (2008). 50 ways to Keep your Co-Teacher. *Teaching Exceptional Children*, 40(4), 40–48. <https://doi.org/10.1177/004005990804000405>
- Sailor, W. (2009). *Making RTI Work: How Smart Schools are Reforming Education through Schoolwide Response-to-Intervention*. John Wiley & Sons.
- Schmidt, S. J. (2021). The academic safety net: empowering and motivating our students to do their best work. *Journal of Food Science Education*, 20(1), 2–7. <https://doi.org/10.1111/1541-4329.12218>

- Scott, I. (2024). Rising to meet the challenge of generative AI. *Journal of Legal Studies Education*, 41(1), 29–37. <https://doi.org/10.1111/jlse.12141>
- Sugai, G., & Horner, R. (2002). The evolution of discipline practices: School-Wide positive behavior supports. *Child & Family Behavior Therapy*, 24(1–2), 23–50. https://doi.org/10.1300/j019v24n01_03
- Thurlow, M., Quenemoen, R., Thompson, S., & Lehr, C. (2001). *Principles and characteristics of Inclusive Assessment and Accountability Systems. Synthesis Report*. National Center on Educational Outcomes.
- Tomlinson, C. A. (2001). *How to Differentiate Instruction in Mixed-Ability Classrooms*, 2nd edition. ASCD.
- Turnbull, A. P., Turnbull, H. R., Wehmeyer, M. L., & Shogren, K. A. (2013). *Exceptional Lives: Special Education in Today's Schools*. Prentice Hall.

12. English Language Learners (ELL)

- Beck, I. L., McKeown, M. G., & Kucan, L. (2013). *Bringing Words to Life: Robust Vocabulary Instruction. Second Edition*. Guilford Press.
- Calderon, M., Slavin, R., August, D., Duran, D., Madden, N., & Cheung, A. (2005). Bringing Words to Life in Classrooms With English-Language Learners. In E. H. Hiebert & M. L. Kamil, *Teaching and learning vocabulary: Bringing research to practice* (pp. 115–136). Lawrence Erlbaum Associates Publishers.
- Chapin, S. H., O'Connor, M. C., & Anderson, N. C. (2013). *Classroom discussions in math: A Teacher's Guide for Using Talk Moves to Support the Common Core and More, Grades K-6*. Math Solutions Publications.
- Cummins, J. (2000). *Language, power and pedagogy: Bilingual Children in the Crossfire*. Multilingual Matters.
- Echevarría, J., Vogt, M., & Short, D. (2017). *Making content comprehensible for English learners: The SIOP Model*.
- Fisher, D., & Frey, N. (2013). *Better learning through structured teaching: A Framework for the Gradual Release of Responsibility*. ASCD.
- Fountas, I. C., & Pinnell, G. S. (2017). *Guided reading: Responsive Teaching Across the Grades*. Heinemann.
- Gay, G. (2010). *Culturally Responsive Teaching: Theory, Research, and Practice*. Teachers College Press.
- Gibbons, P. (2009). *English learners, academic literacy, and thinking: Learning in the Challenge Zone*. Heinemann Educational Books.
- Gottlieb, M. (2006). *Assessing English language learners: Bridges From Language Proficiency to Academic Achievement*. Corwin.
- Marzano, R. J., Pickering, D. J., & Pollock, J. E. (2001). Classroom Instruction that Works: Research-Based Strategies for Increasing Student Achievement. In *Association for Supervision and Curriculum Development eBooks*. <http://ci.nii.ac.jp/ncid/BA65125297>
- Mayer, R. E. (2009). *Multimedia learning*. Cambridge University Press.

- Moschkovich, J. N. (1999). Supporting the participation of English language learners in mathematical discussions. *For The Learning of Mathematics*, 19(1).
- Peregoy, S. F., & Boyle, O. F. (2016). *Reading, Writing, and Learning in ESL: A Resource Book for Teaching K-12 English Learners*. Pearson.
- Tomlinson, C. A. (2001). *How to differentiate instruction in mixed-ability classrooms*. ASCD.
- Zhao, Y. (2005). The Design and Development of Online Courses for ELLs: A Focus on Technology Integration. *International Journal of Educational Technology*.

13. Dyslexia, Dysgraphia and Dyscalculia

- Berninger, V. W., & Wolf, B. J. (2009). *Teaching Students with Dyslexia and Dysgraphia: Lessons from Teaching and Science* (1st ed.). Brookes Publishing.
- Butterworth, B., & Yeo, D. (2004). *Dyscalculia guidance: Helping Pupils with Specific Learning Difficulties in Maths*. Routledge.
- Chinn, S. (2016). *The Trouble with Maths: A Practical Guide to Helping Learners with Numeracy Difficulties*.
- Dweck, C. S. (2007). *Mindset: the new psychology of success*. Ballantine Books.
- Early Identification and Interventions for Dyslexia: A Contemporary View. (2013). *Journal of Research in Special Educational Needs*, 13(1), 7–14.
- Florida Department of Education. (n.d.). *Specific Learning Disabilities (SLD)*. Specific-learning-disabilities-sld. <https://www.fl DOE.org/academics/exceptional-student-edu/ese-eligibility/specific-learning-disabilities-sld/>
- Gaab, N. (2017). It's a myth that young children cannot be screened for dyslexia! *THE IDA Examiner*.
- Geary, D. C. (2010). Cognitive Predictors of Achievement Growth in Mathematics: a five-year longitudinal study. *Developmental Psychology*, 47(6), 1539–1552.
- Graham, S., & Harris, K. (2005). *Writing Better: Effective Strategies for Teaching Students with Learning Difficulties*.
- International Dyslexia Association. (2015, October 25). *Understanding Dysgraphia - International Dyslexia Association*. <https://dyslexiaida.org/understanding-dysgraphia/>
- International Dyslexia Association. (2019). *Structured Literacy: An Introductory Guide*.
- International Dyslexia Association. (2020, March 10). *Dyslexia Basics - International Dyslexia Association*. <https://dyslexiaida.org/dyslexia-basics/>
- Lerner, J. W. (2000). *Learning disabilities: Theories, Diagnosis, and Teaching Strategies*.
- Moats, L. C. (2010). *Speech to print: Language Essentials for Teachers*. Brookes Publishing Company.
- National Center for Learning Disabilities. (2020). *Dyscalculia: what you're seeing in your child*. <https://www.ncld.org/what-is-dyscalculia/>
- National Center for Learning Disabilities. (2021). *Dyslexia: The State of Learning Disabilities*.
- Price, G. R., & Ansari, D. (2013). Dyscalculia: characteristics, causes, and treatments. *Numerical Cognition*, 18(3), 103–115.
- Richards, R. G. (2005). *When Writing's a Problem: Understanding dysgraphia and helpful hints for reluctant writers* (4th ed.). RET Center Press.

- Shaywitz, S. E. (2003). *Overcoming dyslexia: A New and Complete Science-based Program for Reading Problems at Any Level*. Knopf.
- Sousa, D. A. (2014). *How the Brain Learns Mathematics*. Corwin Press.
- Witzel, B. S., & Little, M. E. (2016). *Teaching elementary mathematics to struggling learners*. Guilford Publications.

14. Resources and Materials

- Al-Hazza, T., & Gupta, A. (2006). Reading Tutor Checklist: A Guide for Supplemental Reading Support for Volunteer Tutors. *Preventing School Failure*, 50(4).
- Black, P., & Wiliam, D. (1995). Inside the black box: raising standards through classroom assessment. *Phi Delta Kappan*.
- Brookhart, S. M. (2008). *How to give effective feedback to your students*. ASCD.
- Darling-Hammond, L., Hyler, M. E., & Gardner, M. (2017). *Effective teacher professional development*. Learning Policy Institute.
- Dweck, C. S. (2007). *Mindset: the new psychology of success*. Ballantine Books.
- Fisher, D., & Frey, N. (2013). *Better learning through structured teaching: A Framework for the Gradual Release of Responsibility, 2nd Edition*. ASCD.
- Fisher, P. J., Bates, A., & Gurvitz, D. J. (2014). *The complete guide to tutoring struggling readers: Mapping interventions to purpose and CCSS*. Teachers College Press.
- Florida Department of Education. (2020). *Florida's B.E.S.T. Standards for English Language Arts and Mathematics*.
- Fuchs, D., & Fuchs, L. S. (2001). Peer-Assisted Learning Strategies: Making classrooms More responsive to Diversity. *American Educational Research Journal*.
- Gordon, E. E. (2009). 5 ways to improve tutoring programs. *Phi Delta Kappan*, 90(6), 440–445. <https://doi.org/10.1177/003172170909000614>
- Guskey, T. & National Education Association. (2003). How Classroom Assessments Improve Learning. *Journal of the Department of Supervision and Curriculum Development*, 60(5).
- Hattie, J. (2008). *Visible learning: A Synthesis of Over 800 Meta-Analyses Relating to Achievement*. Routledge.
- Johnson, D. W., & Johnson, R. T. (1999). *Learning together and alone: Cooperative, Competitive, and Individualistic Learning*. Allyn & Bacon.
- Mayer, R. E. (2009). *Multimedia learning*. <https://doi.org/10.1017/cbo9780511811678>
- McNair, D. E. (2015). Palloff, R. M., & Pratt, K. Lessons From the Virtual Classroom: The Realities of Online Teaching. *Journal of College Student Retention Research Theory & Practice*, 17(2), 264–269. <https://doi.org/10.1177/1521025115578237>
- Means, B., Toyama, Y., Murphy, R., Bakia, M., & Jones, K. (2010). *Evaluation of Evidence-Based Practices in Online Learning: A Meta-Analysis and Review of Online Learning Studies*. U.S. Department of Education. <https://www.ed.gov/sites/ed/files/rschstat/eval/tech/evidence-based-practices/finalreport.pdf>

- Rheinheimer, D. C., Grace-Odeleye, B., Francois, G. E., & Kusorgbor, C. (2010). Tutoring: A Support Strategy for At-Risk Students. *Learning Assistance Review*, 15(1).
- Rosenshine, B. (2012). Rosenshine, B. (2012). Principles of Instruction: Research-Based Strategies That All Teachers Should Know. American Educator. *American Educator*, 36(1).
- Wood, C. L., Mackiewicz, S. M., Van Norman, R. K., & Cooke, N. L. (2007). Tutoring with technology. *Intervention in School and Clinic*, 43(2), 108–115.
<https://doi.org/10.1177/10534512070430020201>

15. Assessment, Monitoring and Evaluation

- Balfanz, R., Herzog, L., & Mac Iver, D. J. (2007). Preventing student disengagement and keeping students on the graduation path in urban Middle-Grades schools: Early identification and Effective Interventions. *Educational Psychologist*, 42(4), 223–235.
- Black, P., & Wiliam, D. (1998). Assessment and classroom learning. *Assessment in Education Principles Policy and Practice*, 5(1), 7–74.
<https://doi.org/10.1080/0969595980050102>
- Brookhart, S. M. (2017). *How to Give Effective Feedback to Your Students, Second edition*. ASCD.
- Cohen, P. A., Kulik, J. A., & Kulik, C. C. (1982). Educational Outcomes of Tutoring: A Meta-Analysis of Findings. *American Educational Research Journal*, 19(2), 237.
<https://doi.org/10.2307/1162567>
- Darling-Hammond, L., Hyler, M. E., & Gardner, M. (2017). *Effective Teacher Professional Development*. Learning Policy Institute.
- Fuchs, S. L., & Fuchs, D. (2001). *What Is Scientifically-Based Research on Progress Monitoring?* National Center on Student Progress Monitoring.
- Fullan, M. (2007). *The new meaning of educational change*. Teachers College Press.
- Guskey, T. & National Education Association. (2003). How Classroom Assessments Improve Learning. *Journal of the Department of Supervision and Curriculum Development*, 60(5).
- Hendriksen, S. I., Yang, L., Love, B., & Hall, M. C. (2005). Assessing Academic Support: The Effects of Tutoring on Student Learning Outcomes. *Journal of College Reading and Learning*, 35(2), 56–65.
- Langley, G. J., Moen, R. D., Nolan, K. M., Nolan, T. W., Norman, C. L., & Provost, L. P. (2009). *The Improvement Guide: A Practical Approach to Enhancing Organizational Performance*. Jossey-Bass.
- Means, B., Toyama, Y., Murphy, R., Bakia, M., & Jones, K. (2009). *Evaluation of Evidence-Based Practices in Online Learning: A Meta-Analysis and Review of Online Learning Studies*. U.S. Department of Education.
- Palloff, R. M., Pratt, K., & McNair, D. E. (2015). Lessons from the Virtual Classroom: The realities of Online teaching. *Journal of College Student Retention Research Theory & Practice*, 17(2), 264–269. <https://doi.org/10.1177/1521025115578237>
- Rheinheimer, D. C., Grace-Odeleye, B., & Francois, G. E. (2010). Tutoring: A Support Strategy for At-Risk Students. *Learning Assistance Review*, 15(1).

- Ritter, G., Denny, G., Albin, G., Barnett, J., & Blankenship, V. (2006). The Effectiveness of Volunteer Tutoring Programs: A Systematic Review. *Campbell Systematic Reviews*, 2(1), 1–63. <https://doi.org/10.4073/csr.2006.7>
- Stiggins, R. (2003). From Formative Assessment to Assessment for Learning: A path to success in standards-based schools. *Phi Delta Kappan*, 87.
- White, S., Groom-Thomas, L., & Loeb, S. (2022). *Undertaking complex but effective instructional supports for students: A Systematic Review of Research on High-Impact Tutoring Planning and Implementation*. Annenberg Institute at Brown University.
- Wiggins, G. P., & McTighe, J. (2005). *Understanding by design*. ASCD.

16. Community and Stakeholder Engagement

- Avvisati, F., Besbas, B., & Guyon, N. (2010). Parental Involvement in School: A Literature Review. *Revue D'économie Politique*, 120(5).
- Bergin, C., & Bergin, D. (2009). Attachment in the classroom. *Educational Psychology Review*, 21(2), 141–170. <https://doi.org/10.1007/s10648-009-9104-0>
- Bhagra, A., Croghan, I. T., Monson, T. R., Schletty, A. A., Baedke, L. K., & Ghosh, K. (2020). An innovative, pilot program to enhance career development and staff engagement for Mid- and Late-Career physician staff within an academic institution: the RISE Program. *Mayo Clinic Proceedings Innovations Quality & Outcomes*, 4(6), 786–791. <https://doi.org/10.1016/j.mayocpiqo.2020.07.016>
- Bourdieu, P. (1986). The forms of capital. In J. Richardson, *Handbook of Theory and Research for the Sociology Education*. Greenwood.
- Bryk, A. S., & Schneider, B. (2002). Trust in schools: a core resource for improvement. In *Russell Sage Foundation eBooks*. <http://ci.nii.ac.jp/ncid/BB13466962>
- Bryson, J. M. (2004). What to do when Stakeholders matter. *Public Management Review*, 6(1), 21–53. <https://doi.org/10.1080/14719030410001675722>
- Caspe, M., Lopez, M. E., & Wolos, C. (2005). *Family involvement makes a difference: evidence that family involvement promotes school success for every child of every age*. Harvard Family Research Project.
- Endrika, N., Sujarwo, N., & Achmad, S. S. (2020). Relationship between Socio-Economic Status, Interpersonal Communication, and School Climate with Parental Involvement in Early Childhood Education. *JPUUD - Jurnal Pendidikan Usia Dini*, 14(2), 361–378. <https://doi.org/10.21009/jpud.142.14>
- Epstein, J. L. (2011). *School, family, and community partnerships: preparing educators and improving schools* (2nd ed.). Westview Press.
- Epstein, J. L., & Sanders, M. G. (2006). Prospects for change: Preparing educators for school, family, and community partnerships. *Peabody Journal of Education*, 81(2).
- Fullan, M. (2011). *Change leader: Learning to Do What Matters Most*. Jossey-Bass.
- Gill, A. C., Singhal, G., Schutze, G. E., & Turner, T. L. (2020). Educational Coaches: Facilitating Academic Vitality and a Pathway to Promotion for Clinician-Educators. *The Journal of Pediatrics*, 235, 3-5.e3. <https://doi.org/10.1016/j.jpeds.2020.11.042>

- Henderson, A. T., & Mapp, K. L. (2002). *A New Wave of Evidence: The Impact of School, Family, and Community Connections on Student Achievement*. Annual Synthesis.
- Jeynes, W. (2012). A Meta-Analysis of the efficacy of different types of parental involvement programs for urban students. *Urban Education*, 47(4), 706–742.
<https://doi.org/10.1177/0042085912445643>
- Learning Policy Institute. (2016). *Parent and Community Engagement: An Essential Strategy for Turning Around Schools*.
- Means, B. (2010). Technology and Education Change: Focus on student learning. *JRTE*, 42(3).
- National PTA. (2022). *National Standards for Family-School Partnerships*.
<https://www.pta.org/docs/default-source/files/runyourpta/2022/national-standards/standards-overview.pdf>
- Parent Engagement: Creating a shared world. (2007). In D. Pushor (Ed.), *Ontario Education Research Symposium*. University of Saskatchewan.
- Putnam, R. D. (2000). *Bowling Alone: The Collapse and Revival of American Community*. Simon and Schuster.
- Reynolds, P. (2009). Community engagement: What 's the difference between service Learning, Community Service, and Community-Based Research? *Journal of Physical Therapy Education*, 23(2), 3–9.
<https://doi.org/10.1097/00001416-200907000-00001>
- Shelef, D. Q., Rand, C., Streisand, R., Horn, I. B., Yadav, K., Stewart, L., Fousheé, N., Waters, D., & Teach, S. J. (2016). Using stakeholder engagement to develop a patient-centered pediatric asthma intervention. *Journal of Allergy and Clinical Immunology*, 138(6), 1512–1517. <https://doi.org/10.1016/j.jaci.2016.10.001>
- U.S. Department of Education. (2014). *Stakeholder Engagement: Best Practices and Tools*.
- Warren, M. R., Hong, S., Rubin, C. H., & Uy, P. S. (2009). Beyond the Bake Sale: A Community-Based Relational Approach to Parent Engagement in Schools. *Teachers College Record*, 111(9), 2209–2254.

17. Sustainability and Scalability

- Aberdeen, T. (2013). Yin, R. K. (2009). Case study research: Design and methods (4th Ed.). Thousand Oaks, CA: Sage. *The Canadian Journal of Action Research*, 14(1), 69–71.
<https://doi.org/10.33524/cjar.v14i1.73>
- Bodilly, S., & Beckett, M. (2005). Making Out-of-School-Time Matter: Evidence for an Action Agenda. In *RAND Corporation eBooks*. <https://doi.org/10.7249/mg242>
- Bryk, A. S., Gomez, L. M., Grunow, A., & LeMahieu, P. G. (2015). *Learning to Improve: How America's Schools Can Get Better at Getting Better*. Harvard Education Press.
- Coburn, C. E. (2003). Rethinking scale: moving beyond numbers to deep and lasting change. *Educational Researcher*, 32(6), 3–12. <https://doi.org/10.3102/0013189x032006003>
- Deloitte Insights. (2020). *Funding the Future: Strategies for Sustainable Education Financing*.
- Fullan, M. (2006). The future of educational change: system thinkers in action. *Journal of Educational Change*, 7(3), 113–122. <https://doi.org/10.1007/s10833-006-9003-9>
- Glennan, T. K. (2004). *Expanding the reach of education reforms: Perspectives from Leaders in the Scale-up of Educational Interventions*. Rand Corporation.

- Henderson, A. T., & Mapp, K. L. (2002). *A new wave of evidence: the impact of school, family, and community connections on student achievement*. Annual Synthesis.
- Kirkpatrick, D., & Kirkpatrick, J. (2006). *Evaluating training programs: The Four Levels*. Berrett-Koehler Publishers.
- Odden, A. R., & Picus, L. O. (2013). *School Finance: a Policy Perspective* (5th ed.). McGraw Hill.
- Ostrom, E. (1990). *Governing the Commons: The Evolution of Institutions for Collective Action*. Cambridge University Press.
- Putnam, R. D. (2000). *Bowling Alone: The Collapse and Revival of American Community*. Simon and Schuster.
- Shadish, W. R., Cook, T. D., & Campbell, D. T. (2002). *Experimental and quasi-experimental designs for generalized causal inference*. Houghton, Mifflin and Company.
- Van Buren, M. E., & Erskine, W. (2002). *The 2002 ASTD State of the Industry Report*. American Society for Training & Development.
- Weiss, H., Lopez, E., Rosenberg, H., Brosi, E., & Diana, L. (2011). *The Family Engagement for High School Success Toolkit: Planning and implementing an initiative to support the pathway to graduation for At-Risk students*. Harvard Family Research Project.